



Most frequented Border Crossing Points (BCPs) by type of return © IOM 2016

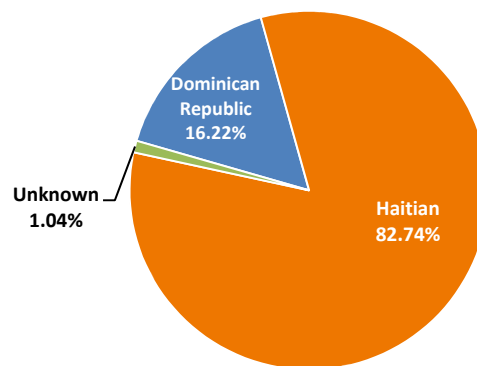
### Overview

This document represents a summary snapshot of monitoring activities conducted by IOM and border monitoring partners at the border between Haiti and the Dominican Republic. The monitoring was put in place following the movements observed at the border before and after the 17<sup>th</sup> June 2015 expiration of the registration component of the National Plan for the Regularization of Foreigners (PNRE<sup>1</sup> in Spanish), established in the Dominican Republic. Monitoring of border movements began as of the first week of June 2015. Up until the 16<sup>th</sup> of June, figures are based on partial observations of border crossing points. The network was 100% operational as of July 2015.

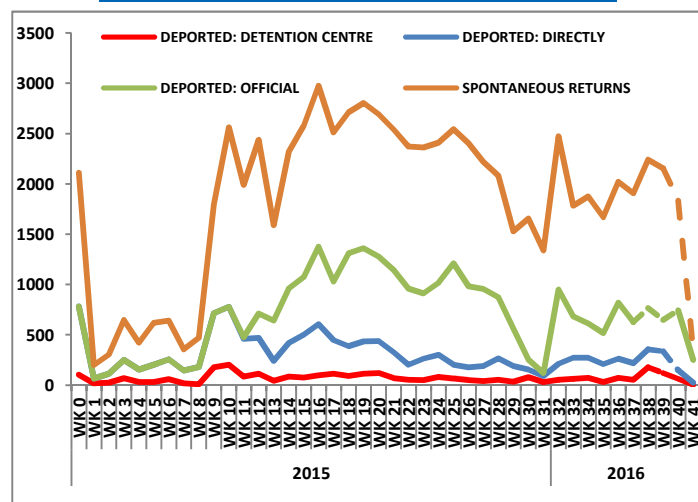
### CUMULATIVE<sup>2</sup> HIGHLIGHTS<sup>3</sup>

- **43,721 households** representing **76,699 individuals** have crossed the border into Haitian territory
- **34.5%** were female while **65.5%** were male
- **1,131 presumed unaccompanied minors** were identified
- **3,208 households** declared having been registered in the **PNRE** corresponding to **7,010 individuals**
- **47,045 individuals** declared having returned spontaneously to Haiti
- **12,708 individuals** claim to have been deported
- **16,777<sup>4</sup> individuals** were **officially deported** at the three official border crossing points of **Ouanaminthe, Malpasse, and Belladères** and have been voluntary registered.
- On February 25<sup>th</sup> 2016, **IOM Dominican Republic** facilitated the **Assisted Voluntary Returns and Reintegration (AVRR)** of **169 individuals (73 households)**.

Graph 1: Breakdown by Claimed Place of Birth



Graph 2: Movement Trends observed per week<sup>5</sup>



<sup>1</sup> Plan Nacional de Regularización de los Extranjeros

<sup>2</sup> Individuals are registered each time they enter Haiti. The figures reflected in this report include 404 individuals who have been registered twice.

<sup>3</sup> All figures in this SitRep reflect information gathered on a voluntary basis from returnees, and therefore may not be representative of the totality of returns.

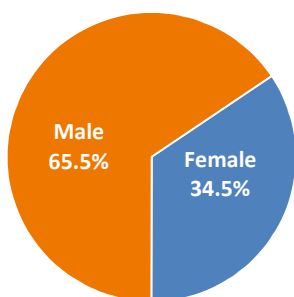
<sup>4</sup> The figures of official deportations are as of 15<sup>th</sup> August 2015.

<sup>5</sup> The figures used in the graph are based on data entry already completed and do not reflect the total figures observed (average time for completion is 2 weeks). However, there has been a significant decrease in figures related to official deportations, as returnees are more and more refusing to register with the network.

### Sex Breakdown

Of the 76,699 individuals monitored by the border monitoring network, **34.5%** were female and **65.5%** were male.

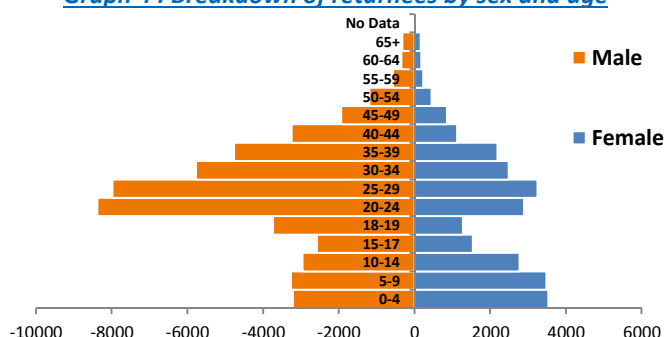
**Graph 3: Breakdown of returnee population by sex**



### Age Breakdown

The majority of the returnee population reported being between the ages of **18-49 years old**, with individuals from this age group representing **65.1%** of the overall returning population. A reported **30.4%** are aged **0-17 years old** and **4.5%** falls into the category **50 years and above**.

**Graph 4: Breakdown of returnees by sex and age**

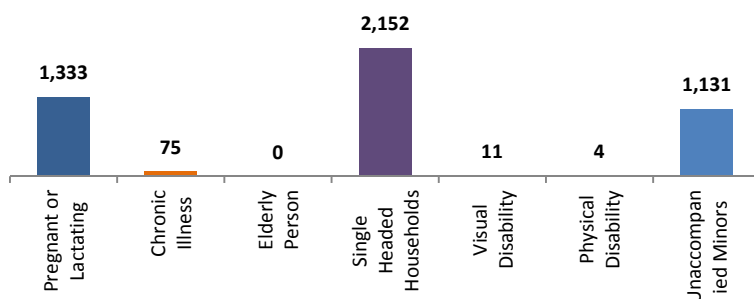


### Types of vulnerabilities

Among the persons crossing the border, the network encountered **1,131 cases of presumed unaccompanied minors (UAMs)**. After referral to the relevant government authorities (IBESR) and their partners (UNICEF), **502** of the potential caseload referred were identified as UAMs and the appropriate actions were taken to assist them:

- **331** were reunited with their parents
- **145** were reunited with other relatives
- **18** are still awaiting family reunification. (please refer to the UNICEF Flash Update on Bi-National situation - 15 December 2015)

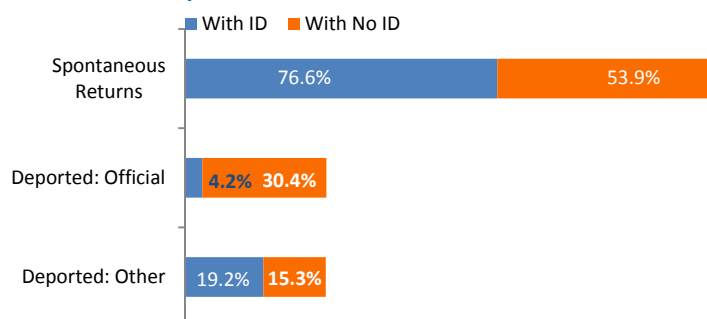
**Graph 5: Most common vulnerabilities identified.**



### Documentation

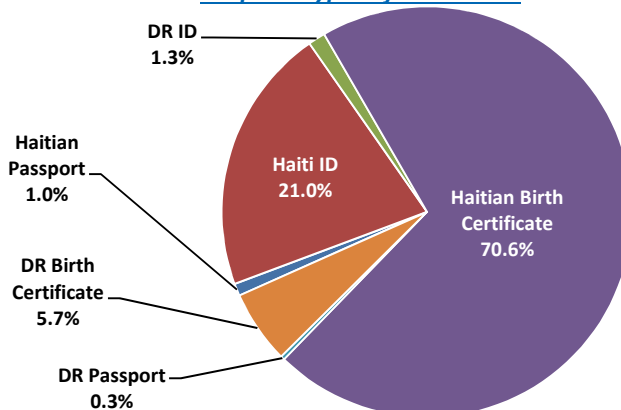
**30.4% (23,272 individuals)** of the returnees interviewed reported having Haitian Documentation, while **2.4% (1,867 individuals)** reported having Dominican documentation. A reported **67.2% (51,560 individuals)** did not possess any type of documentation.

**Graph 6: Returnee documentation status**



The most common ID document returnees claim to possess continues to be the **Haitian Birth Certificate**, corresponding to **71%** of the individuals with documentation. The second most common document is **the Haitian ID (CIN or NIF)** which represents **21%**.

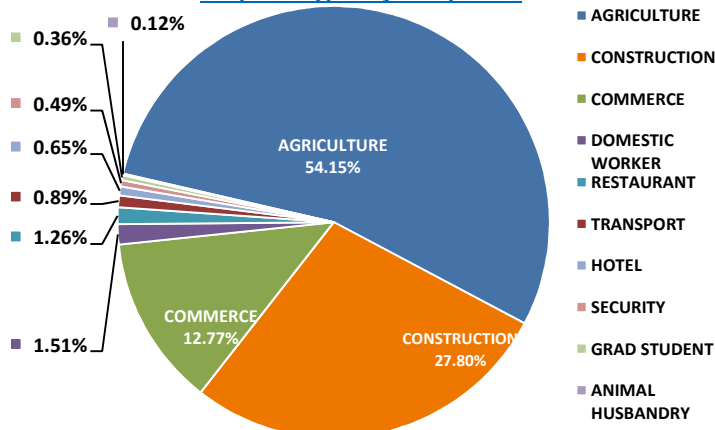
**Graph 7: Types of documents**



### Occupation

The most common occupation within the DR held by returnees is **agriculture (20,113 households)**, followed by **construction (10,328 households)** and **commerce (4,744 households)**. Other declared occupations fall within transportation, hotel, maintenance, security, students, among others.

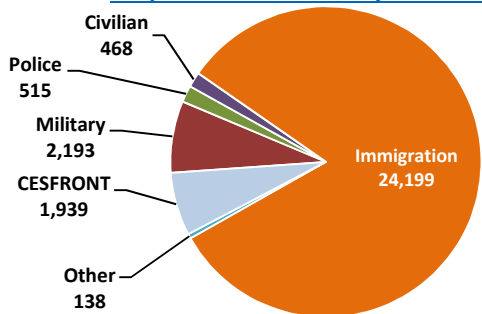
**Graph 8: Types of occupation**



### Entry on Haitian Territory

Of all 76,699 individuals interviewed, **47,045 individuals** declared having returned spontaneously to Haiti. While **12,708 individuals claimed** to have been **deported** into Haitian territory by various DR authorities (Immigration, CESFRONT, Military etc.), **16,777 individuals** have been **officially deported** by DR Immigration (DGM). **169 individuals** were Assisted voluntary Returns (AVR) carried out by IOM (Dominican Republic)

**Graph 9: Total returns by Authority**

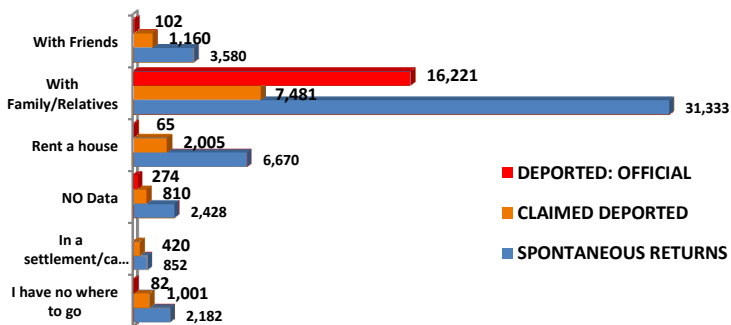


### Destination and Intentions

When questioned regarding their intended destination, the following three communes have been most commonly indicated by returnees:

- **Cornillons/Grand Bois** as indicated by **4,480 households**
- **Anse-à-Pitres** as indicated by **2,840 households**
- **Fonds-Verettes** as indicated by **2,401 households**

**Graph 10: Intended Destination**



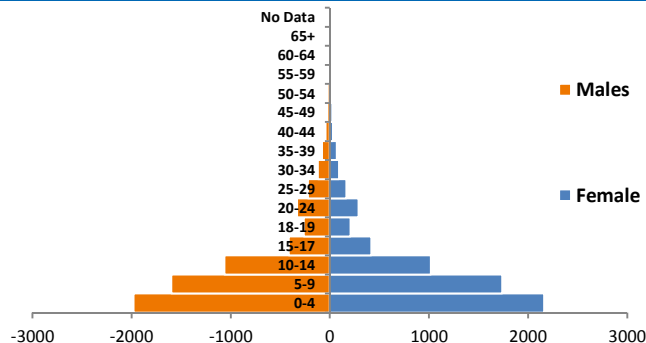
Irrespective of the type of returns, the trends observed during previous SitReps remain the same. The returnees have, most commonly, provided the following answers:

- Intention to stay with relatives (69.8%).
- Intention to rent a house (12.0%)
- Intention to stay with Friends (6.7%)
- Having nowhere to go (4.7%)
- Intention to go to into a settlement/camp (1.8%)

### Individuals born in the Dominican Republic

Of all returnees, **5,806 households** (corresponding to 23,012 individuals) have at least one member who was born in the DR. More specifically, this corresponds to a total of **12,439 individuals** born in the DR, **7,527** of which were born before January 26<sup>th</sup> 2010. Subsequently, **1,237 individuals** were verified by UNHCR as being born in the DR before January 26<sup>th</sup> 2010 and as such will fall within UNHCR's mandate. (please refer to the UNHCR Statistical Update - dated February 25<sup>th</sup> 2016)

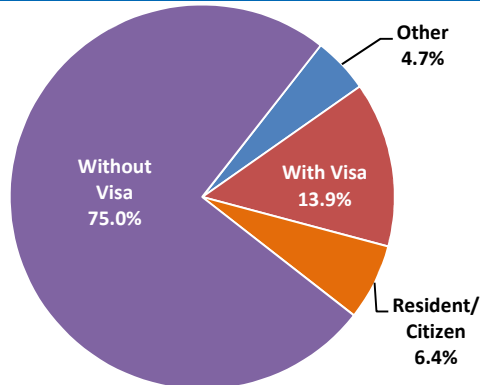
**Graph 11: Age and sex breakdown of individuals born in the DR**



### Family remaining in the Dominican Republic

When asked about remaining family members in the DR, **48,149 individuals** (7,944 claimed deportees, 30,273 spontaneous returnees and 9,826 officially deported individuals) have indicated still having family members remaining in the DR. Further questioning regarding the status of these remaining families has revealed that **75%** are **Haitians without visa**, **13.9%** are **Haitians with visa** and **6.4%** are **Dominican citizens** or have a **Resident status**.

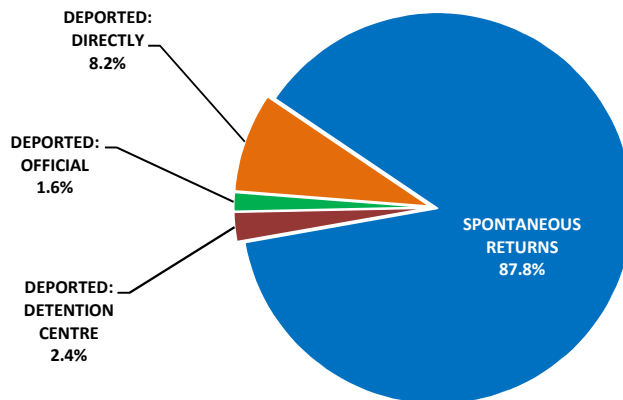
**Graph 12: Status of returnee's family members remaining in the DR**



### Registration in the PNRE

Of the 43,145 households interviewed by the network, **3,208 households** (representing – **7.4%** of the returnee population) declared having been registered in the **Dominican PNRE**. Of these 3,208 households, **87.8%** returned spontaneously to Haiti, **10.7%** claimed to have been **deported** and **1.6%** has been **officially deported** into Haitian territory.

**Graph 13: Registration in the PNRE by return status**



### OFFICIAL DEPORTATIONS: PROFILING

A total of **16,777 persons (16,514 households)** have been officially deported at the official border crossing points of **Ouanaminthe, Malpasse** and **Belladères** and have been voluntarily registered. Most of these deportations were conducted by **DR immigration authorities (DGM)**. The majority of returnees are individuals and not households/families.

**Table 1: Official Deportations per official BCPs**

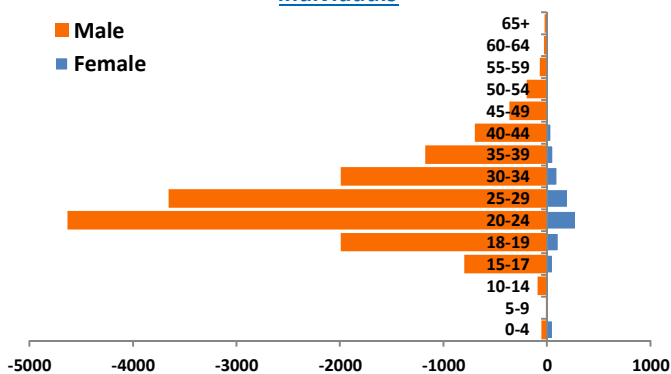
Official BCPs	Households Deported	Individuals Deported
<b>Belladères</b>	3,559	3,588
<b>Malpasse</b>	5,525	5,554
<b>Ouanaminthe</b>	7,430	7,635

### Breakdown by gender and Age

Of all the 16,777 individuals officially deported, **94.2%** were **male** and **5.8%** were **female**.

The majority of the officially deported individuals have reported being between the ages of **18-49 years**, individuals from this age group representing **91.5%** of the deported population. A reported **6.5%** are aged between **0-17 years** old and a mere **2.0%** falls into the 50 year plus category. The **average age** of officially deported individuals is **26.5 years old**.

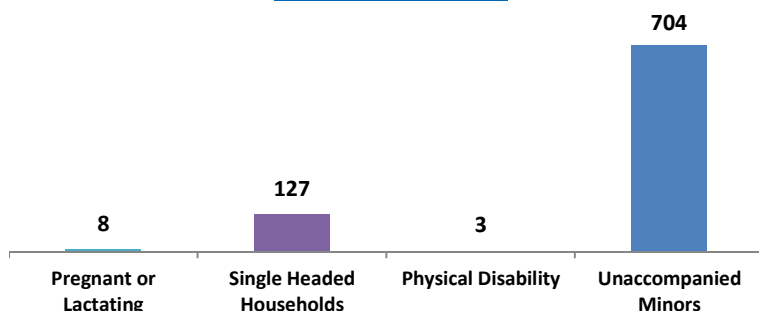
**Graph 15: Age breakdown by sex and age of officially deported individuals**



### Vulnerabilities Assessed among Officially Deported

Among the people officially deported, **704** were **presumed unaccompanied minors (UAM)**. These presumed UAMs were referred to the relevant government authority (IBESR) and their partners for appropriated care and status determination.

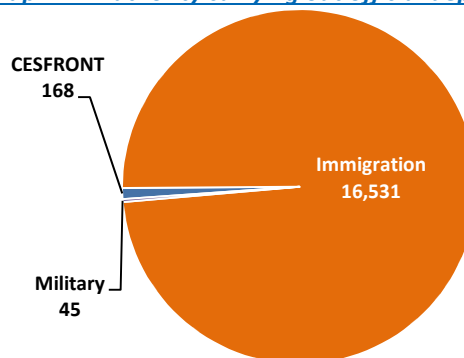
**Graph 16: Most common vulnerabilities assessed among official deported individuals.**



### Deportation Procedures

Of all official deportations, **16,531** have reportedly been carried out by the **General Directory of Migration (DGM in Spanish)**, **168** by the **CESFRONT** and **45** by the military.

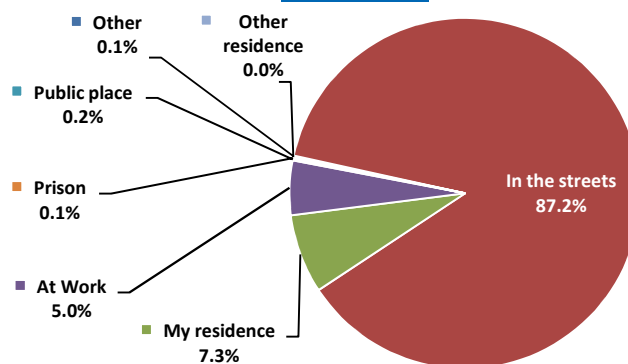
**Graph 17: Authority carrying out official deportations**



When questioned about the location from which they were deported, the respondents have indicated the following:

- **14,635 individuals** apprehended in **the street**
- **1,226** were apprehended in their **residence**
- **839** were apprehended in their **place of employment**.

**Graph 18: Location where officially deported individuals were apprehended**

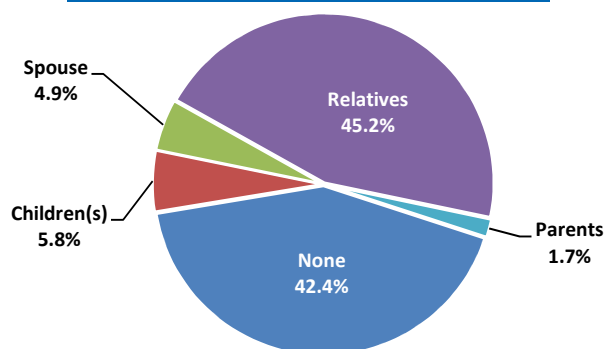


### Family remaining in the Dominican Republic

A reported **9,646** of officially deported individuals have indicated still having **family members remaining in the DR**. They have indicated the following:

- **7,563** have **relatives** remaining
- **974** have **children (daughter/son)** remaining in DR
- **821** have their spouse (**husband/wife**) still in DR

**Graph 19: Returnees family status in the DR**





### WEEKLY REPORT: Border monitoring activities from 3<sup>rd</sup> March to 9<sup>th</sup> March 2016.

This section presents an overview of border monitoring activities and movement trends observed during the week of March 2<sup>nd</sup> to March 9<sup>th</sup> 2016.

#### WEEKLY HIGHLIGHTS

- **1,809<sup>6</sup> individuals were observed** crossing the border into Haitian territory this week, which is a slightly **below average number** this week – the average number of individuals observed crossing into Haiti since July 2015 is **1,855.1 individuals**.
- **31 presumed unaccompanied minors (UAMs)** were identified during this week which constitutes a **stable average number for UAMs** this week, the average number of presumed UAMs identified since July 2015 being **27**. These UAMs referred to the relevant authority for follow up; **24** of these presumed unaccompanied minors were **officially deported** into Haitian territory.
- **1,077 individuals** declared having returned spontaneously to Haiti representing a **below average** number of spontaneous returnees – the average of spontaneous returnees since July 2015 being **1,115 individuals**
- **147 individuals** claimed to have been deported into Haitian territory; this is considered **slightly higher average** in the number of claimed deportations as the average of claimed deportees since July 2015 is **145.5 individuals**
- **Official deportations** continue to be carried out at the official border crossing points of Ouanaminthe, Malpasse and Belladères; a reported **1,149 individuals** were officially deported into Haitian territory this week of which **585 individuals** accepted to be registered voluntarily by the enumerators at the various official BCPs. This constitutes a **slightly higher average** for this week considering that there has been an average of **540 individuals** being officially deported into Haiti since August 2015.
- On February 25<sup>th</sup> 2016, **IOM Dominican Republic** facilitated the **Assisted Voluntary Returns and Reintegration (AVRR)** of **169 individuals (73 households)**. The reintegration assistance in Haiti will be provided by les Sœurs St. Jean Evangélique.

#### OBSERVED MOVEMENT TRENDS

- Movements this week (1,809 returnees) compared to the previous week (1,597 returnees) remain stable;
- Overall weekly deportations (Claimed Deportations 147; official deportations 585) are lower than spontaneous returns 1,077 individuals).
- Spontaneous returns continue to be mainly assessed in unofficial border crossing points.
- This week **97 Individuals** interviewed at unofficial border crossing points have claimed being deported directly into Haitian territory, while **50 persons** claimed to have spent time in a detention center before being forcefully returned to Haiti.

*Table 1: Summary of monitored movements for this week<sup>7</sup>*

Entry Status	Number of Returnees
Deported: Other	147
Deported: Official	585
Spontaneous Returns	1,077
Assisted Voluntary Return	0

#### Official Deportations

This week, a total of **585 individuals** officially deported were registered at the three border crossing points of Ouanaminthe, Malpasse and Belladères. Most of these deportations were carried out by the DR Immigration authorities (DGM). The majority of returnees are individuals rather than households/families. Indeed a total of **576 households**, corresponding to **585 individuals** deported this week were registered by enumerators present at the border.

*Table 2: Official Deportations per official BCPs this week*

Official BCPs	Households Deported	Individuals Deported
Belladères	115	115
Malpasse	221	222
Ouanaminthe	240	248

**Deportation:** The act of a State in the exercise of its sovereignty in removing an alien from its territory to a certain place after refusal of admission or termination of permission to remain (*Glossary on Migration*, p 18, IOM)

**Spontaneous (migration) return:** An individual or groups who initiate and proceeds with their migration plans without any outside assistance. (*Glossary on Migration*, p 62, IOM)

**Official Deportations:** Government organized returns which are carried out at the official Border Crossing Points between the hours of 8:00 AM to 6:00 PM (border schedule). Before official deportations, relevant returnees receive an official notification regarding the impending deportation. Furthermore, information regarding the time and point of deportation are communicated to the Haitian authorities (Haitian Embassy/consulate). Official deportations are mostly carried out by the DR Immigration (DGM).

**Other Deportations:** Any forceful return which does not follow the aforementioned guidelines.

This report has been made possible through the funding support received from the Bureau of Population, Refugees and Migration (PRM) and the Office for the Coordination of Humanitarian Affairs (OCHA).

<sup>6</sup> The difference between the previous SitRep and the current one is higher because the data is based on date of entry into Haiti and not date of data entry into the database.

<sup>7</sup> The figures represented in this table correspond to the individuals who accepted voluntarily to be registered between the period from Thursday 2<sup>nd</sup> March to Wednesday 9<sup>th</sup> March 2016.