

Border Crossing Points (BCPs) along Haiti- Dominican Republic Border - © IOM 2016

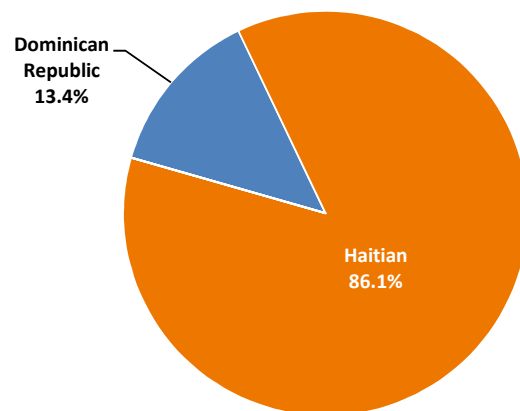
### Overview

This document represents a summary snapshot of monitoring activities conducted by IOM and border monitoring partners at the border between Haiti and the Dominican Republic. The monitoring was put in place following the movements observed at the border before and after the 17<sup>th</sup> June 2015 expiration of the registration component of the National Plan for the Regularization of Foreigners (PNRE<sup>1</sup> in Spanish), established in the Dominican Republic. Monitoring of border movements began as of the first week of June 2015. Up until the 16<sup>th</sup> of June 2015, figures are based on partial observations of border crossing points (BCPs). The network was 100% operational as of July 2015. Due to budget constraints, IOM's is now covering 50% of the border (50 BCPs) as of 1<sup>st</sup> September 2016.

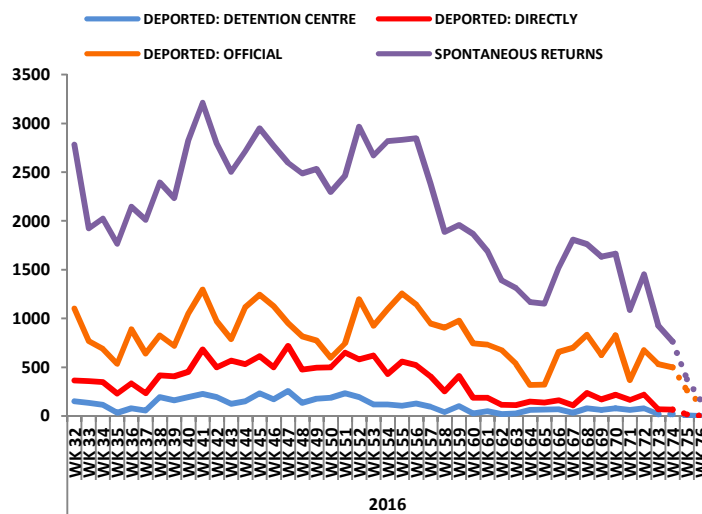
### CUMULATIVE HIGHLIGHTS<sup>2</sup>

- **89,915 households** representing **150,955 individuals** have crossed the border into Haitian territory
- **34.1%** were female while **65.9%** were male
- **2,381 presumed unaccompanied minors** were identified
- **5,404 households** declared having been registered in the **PNRE** corresponding to **10,599 individuals**
- **92,045 individuals** declared having returned spontaneously
- **25,982 individuals** claim to have been deported
- **32,466<sup>3</sup> individuals** were **officially deported** at the three official border crossing points of **Ouanaminthe, Malpasse, and Belladère** and have been voluntary registered.
- **IOM Dominican Republic** facilitated the **Assisted Voluntary Returns and Reintegration (AVRR)** of **185 households (462 individuals)** on February 25<sup>th</sup> (**169 individuals**), on June 8<sup>th</sup> 2016 (**181 individuals**) and on September 20<sup>th</sup> (**112 individuals**).
- IOM Haiti assisted via the rental subsidy program a total of **579 households** (corresponding to **2,320 individuals**) who had settled in six (6) settlements in Anse-a-Pitres.

Graph 1: Breakdown by Claimed Place of Birth



Graph 2: Movement trends observed in 2016



<sup>1</sup> Plan Nacional de Regularización de los Extranjeros

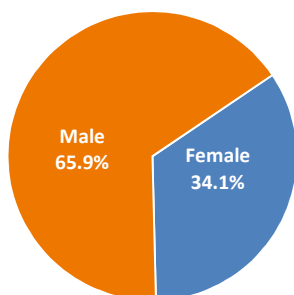
<sup>2</sup> All figures in this SitRep reflect information gathered on a voluntary basis from returnees, and therefore may not be representative of the totality of returns.

<sup>3</sup> The figures of official deportations are as of 15<sup>th</sup> August 2015.

### Sex Breakdown

Of the **150,955** individuals monitored by the border monitoring network, **34.1%** were **female** and **65.9%** were **male**.

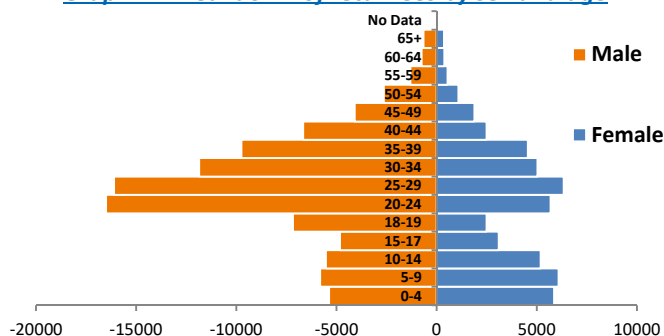
**Graph 3: Breakdown of returnee population by sex**



### Age Breakdown

The majority of the returnee population reported being between the ages of **18-49 years old**, with individuals from this age group representing **66.9%** of the overall returning population. A reported **27.9%** are aged **0-17 years old** and **5.2%** falls into the category **50 years and above**.

**Graph 4: Breakdown of returnees by sex and age**

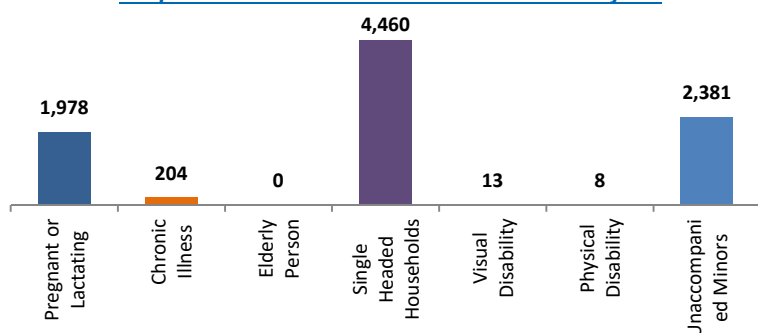


### Types of vulnerabilities

Among the persons crossing the border, the network encountered **2,381 cases of presumed unaccompanied minors (UAMs)**. After referral to the relevant government authorities (IBERS) and their partners (UNICEF), **1,238** of the potential caseload referred were identified as UAMs and the appropriate actions were taken to assist them:

- **769** were reunited with their parents
- **229** were reunited with other relatives
- **2** is still awaiting family reunification. (please refer to the UNICEF Flash Update on Bi-National situation - June 2015 to 31<sup>st</sup> October 2016)

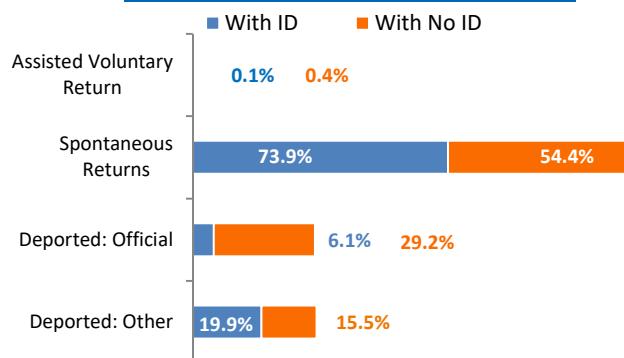
**Graph 5: Most common vulnerabilities identified.**



### Documentation

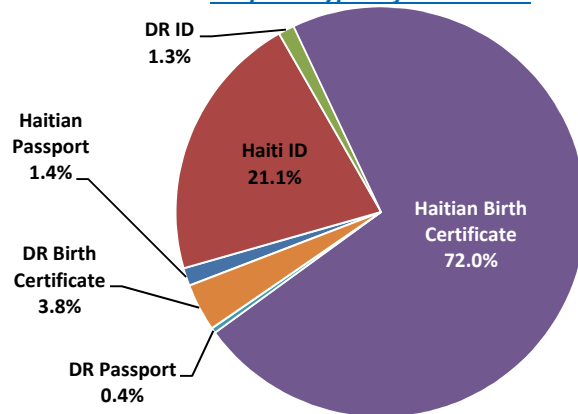
**30.9% (46,642 individuals)** of the returnees interviewed reported having Haitian Documentation, while **1.8% (2,676 individuals)** reported having Dominican documentation. A reported **67.3% (100,637 individuals)** did not possess any type of documentation.

**Graph 6: Returnee documentation status**



The most common ID document returnees claim to possess continues to be the **Haitian Birth Certificate**, corresponding to **72.0%** of the individuals with documentation. The second most common document is the **Haitian ID (CIN or NIF)** which represents **21.1%**.

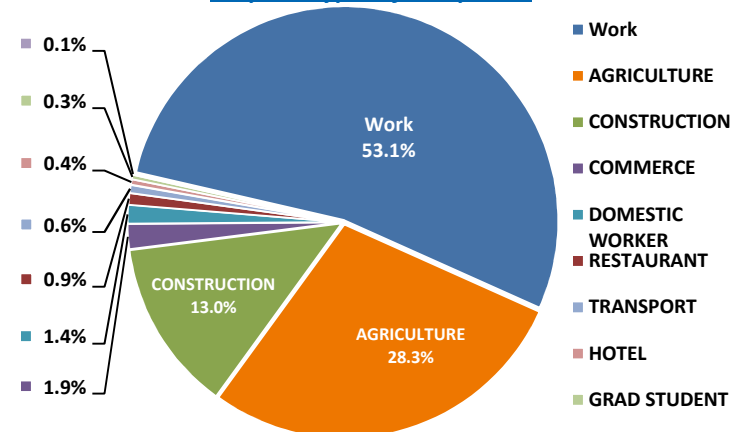
**Graph 7: Types of documents**



### Occupation

The most common occupation within the DR held by returnees is in **Agriculture (41,892 households)**, followed by **Construction (22,341 households)** and **Commerce (10,247 households)**. Other declared occupations fall within transportation, hotel, maintenance, security, students, among others.

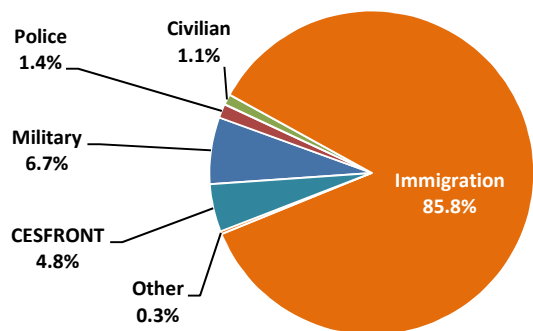
**Graph 8: Types of occupation**



## Entry on Haitian Territory

Of all 150,955 individuals interviewed, **92,045 individuals** declared having returned spontaneously to Haiti. While **25,982 individuals claimed** to have been **deported** into Haitian territory by various DR authorities (Immigration, CESFRONT, Military etc.), **32,466 individuals** have been **officially deported** by DR Immigration (DGM). **462 individuals** were Assisted Voluntary Returns (AVR) carried out by IOM (Dominican Republic)

**Graph 9: Total returns by Authority (Claimed and Official Deportation)**

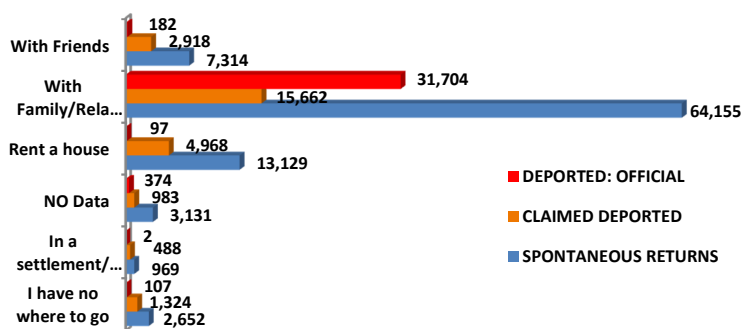


## Destination and Intentions

When questioned regarding their intended destination, the following three communes have been most commonly indicated by returnees:

- **Cornillons/Grand Bois** as indicated by **8,514 households**
- **Anse-à-Pitres** as indicated by **5,662 households**
- **Fonds-Verettes** as indicated by **4,884 households**

**Graph 10: Intended Destination**



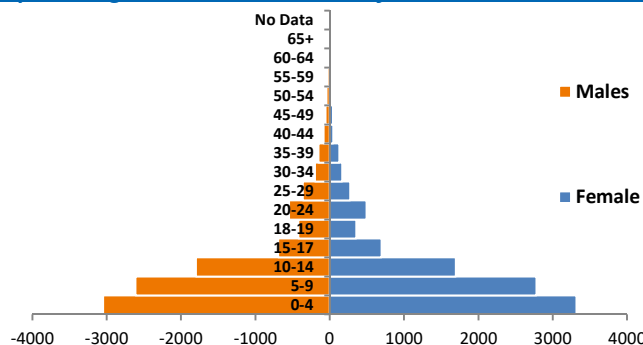
Irrespective of the type of returns, the trends observed during previous Sitrep's remain the same. The returnees have, most commonly, provided the following answers:

- Intention to stay with relatives (**72.1%**)
- Intention to rent a house (**13.1%**)
- Intention to stay with Friends (**7.6%**)
- Having nowhere to go (**3.1%**)

## Individuals born in the Dominican Republic

Of all returnees, **9,555 households** (corresponding to 37,034 individuals) have at least one member who claims to have been born in the DR. More specifically, this corresponds to a total of **20,201 individuals** claiming to be born in the DR, **12,575** of whom were born before January 26<sup>th</sup> 2010. Subsequently, of the 1,428 cases (representing 4,514 individuals) verified by UNHCR, **2,125 individuals** were confirmed as being born in the DR before January 26<sup>th</sup> 2010 and as such fall within UNHCR's mandate. (Please refer to the UNHCR Statistical Update - dated September 8<sup>th</sup> 2016).

**Graph 11: Age and sex breakdown of individuals born in the DR**

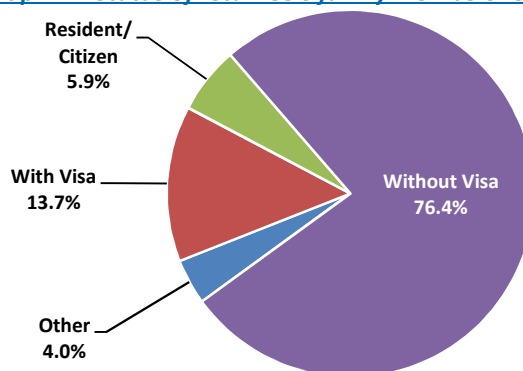


## Family remaining in the Dominican Republic

When asked about remaining family members in the DR, **93,533 individuals** (15,635 claimed deportees, 59,492 spontaneous returnees, 18,179 officially deported individuals and 227 assisted voluntary returns) have indicated still having family members remaining in the DR.

Further questioning regarding the status of these remaining families has revealed that **76.4%** are **Haitians without visa**, **13.7%** are **Haitians with visa** and **5.9%** are **Dominican citizens** or have a **Resident status**.

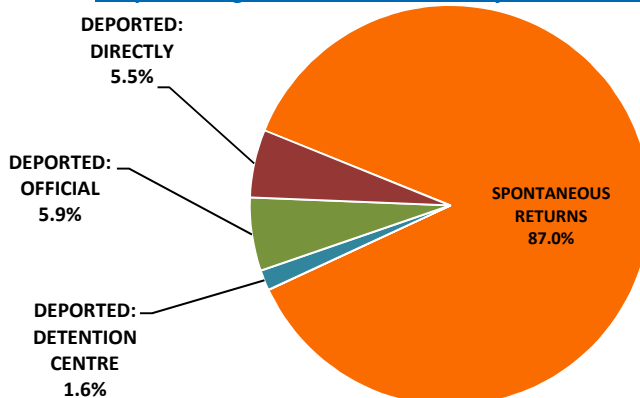
**Graph 12: Status of returnee's family members remaining in the DR**



## Registration in the PNRE

Of the 89,915 households interviewed by the network, **5,404 households** (representing **6.0%** of the returnee population) declared having been registered in the **Dominican PNRE**. Of these 4,700 households, **87.0%** returned spontaneously to Haiti, **7.1%** claimed to have been deported and **5.9%** has been **officially deported** into Haitian territory.

**Graph 13: Registration in the PNRE by return status**



## OFFICIAL DEPORTATIONS: PROFILING

A total of **51,652 persons** have been officially deported at the official border crossing points of **Ouanaminthe, Malpasse** and **Belladère** - of which **32,466 persons (31,862 households)** have been voluntarily registered. Most of these deportations were conducted by **DR immigration authorities (DGM)**. The majority of returnees are individuals and not households/families.

**Table 1: Official Deportations per official BCPs**

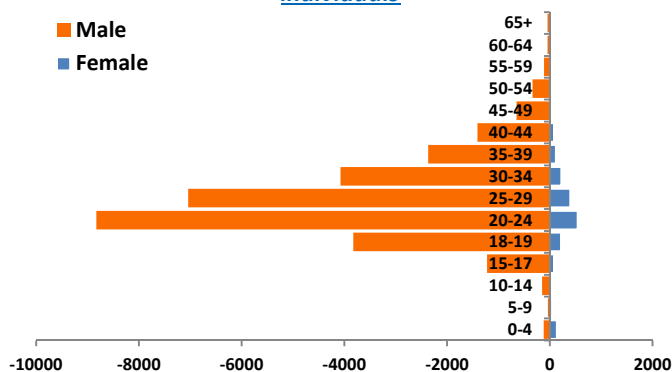
Official BCPs	Households Deported	Individuals Deported
<b>Belladère</b>	6,753	6,793
<b>Malpasse</b>	10,496	10,526
<b>Ouanaminthe</b>	14,613	15,147

### Breakdown by gender and Age

Of all the 32,466 individuals officially deported and registered, **93.9%** were **male** and **6.1%** were **female**.

The majority of the officially deported individuals have reported being between the ages of **18-49 years**, individuals from this age group representing **92.6%** of the deported population. A reported **5.7%** are aged between **0-17 years** old and a mere **1.8%** falls into the 50 year plus category. The **average age** of officially deported individuals is **26.57 years old**.

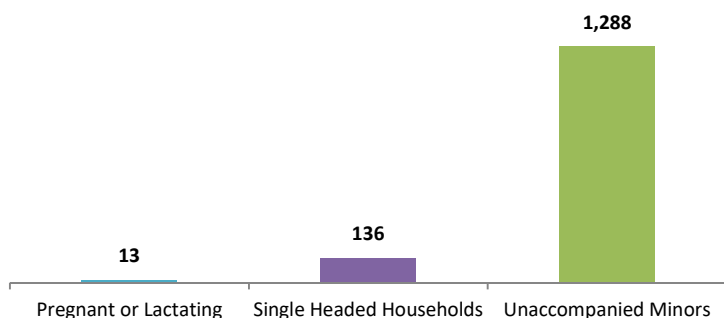
**Graph 15: Age breakdown by sex and age of officially deported individuals**



### Vulnerabilities Assessed among Officially Deported

Among the people officially deported, **1,288** were **presumed unaccompanied minors (UAM)**. These presumed UAMs were referred to the relevant government authority (IBERS) and their partners for appropriated care and status determination.

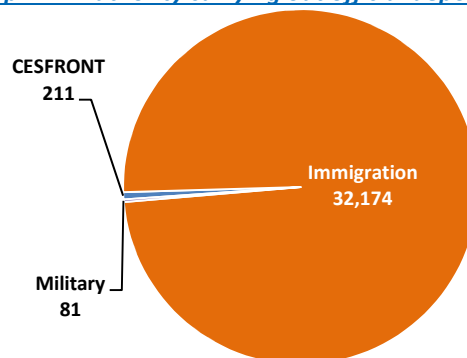
**Graph 16: Most common vulnerabilities assessed among official deported individuals.**



### Deportation Procedures

Of all 32,466 persons officially deported, **32,174** have reportedly been carried out by the **General Directory of Migration (DGM in Spanish)**, **211** by the **CESFRONT** and **81** by the military.

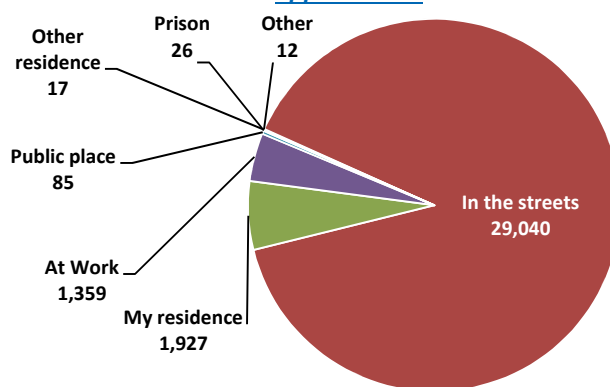
**Graph 17: Authority carrying out official deportations**



When questioned about the location from which they were deported, the respondents have indicated the following:

- **29,040 individuals** apprehended in **the street**
- **1,927** were apprehended in their **residence**
- **1,359** were apprehended in their **place of employment**.

**Graph 18: Location where officially deported individuals were apprehended**

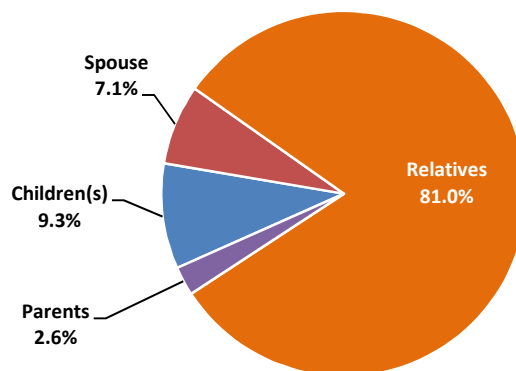


### Family remaining in the Dominican Republic

A reported **18,179** of officially deported individuals registered have indicated still having **family members remaining in the DR**. They have indicated the following:

- **14,465** have **relatives** remaining
- **1,666** have **children (daughter/son)** remaining in DR
- **1,269** have their spouse (**husband/wife**) still in DR

**Graph 19: Returnees family status in the DR**



### WEEKLY REPORT: Border monitoring activities from October 3<sup>rd</sup> to November 10<sup>th</sup> 2016.

This section presents an overview of border monitoring activities and movement trends observed during the week of November 3<sup>rd</sup> to November 10<sup>th</sup> 2016.

#### WEEKLY HIGHLIGHTS<sup>4</sup>

- **940<sup>5</sup> individuals were observed** crossing the border into Haitian territory this week, which is a **below average** number this week – the average number of individuals observed crossing into Haiti since July 2015 is **1,965 individuals**.
- **7 presumed unaccompanied minors (UAMs)** were identified during this week, which constitutes a **below average** number of UAMs this week, the average number of presumed UAMs identified since July 2015 being **31**. These UAMs were referred to the relevant authority for follow up; **2** of these presumed unaccompanied minors were **officially deported** into Haitian territory.
- **324 individuals** declared having returned spontaneously to Haiti representing a **below average** number of spontaneous returnees – the average of spontaneous returnees since July 2015 being **1,184 individuals**.
- **62 individuals** claimed to have been deported into Haitian territory; this is considered a **below average** in the number of claimed deportations as the average of claimed deportees since July 2015 is **167 individuals**
- **Official deportations** continue to be carried out at the official border crossing points of Ouanaminthe, Malpasse and Belladère; a reported **554 individuals** were officially deported into Haitian territory this week which constitutes an **below average** – the average of individuals officially deported being **792 individuals**. A reported **457 individuals** of these deported individuals accepted to be registered voluntarily by the enumerators at the various official BCPs, constituting a **below average** for this week considering that there has been an average of **496 individuals** officially deported into Haiti and registered since August 2015.
- There were no Assisted Voluntary Returns (AVRR) for this reporting period.

#### OBSERVED MOVEMENT TRENDS

- Movements for the last week of 940 returnees of which **641 returnees were registered** compared to the previous report of **647 returnees** were registered shows an decrease;
- Overall weekly deportations (Claimed Deportations **62**; Official Deportations **255**) combined are lower when compared to spontaneous returns of **324** individuals.
- Spontaneous returns continue to be mainly assessed in unofficial border crossing points.
- This week **45 Individuals** interviewed at unofficial border crossing points have claimed being deported directly into Haitian territory; **17** claimed to have spent time in a detention center before being forcefully returned to Haiti this week.

*Table 1: Summary of monitored movements for this week<sup>6</sup>*

Entry Status	Number of Returnees
Deported: Other	62
Deported: Official	554
Spontaneous Returns	324
Assisted Voluntary Return	0

#### Official Deportations

This week, a total of **457 individuals** officially deported were registered at the three border crossing points of Ouanaminthe, Malpasse and Belladère. Most of these deportations were carried out by the DR Immigration authorities (DGM). The majority of returnees are individuals rather than households/families. At the time of publication a total of **253 households**, corresponding to **255 individuals** were officially deported this week and had been entered into the IOM database.

*Table 2: Official Deportations per official BCPs this week*

Official BCPs	Households Deported	Individuals Deported
Belladère	101	102
Malpasse	16	16
Ouanaminthe	136	137

1. **Spontaneous (migration) return:** An individual or groups who initiate and proceeds with their migration plans without any outside assistance. (*Glossary on Migration*, p 62, IOM)
2. **Deportation:** The act of a State in the exercise of its sovereignty in removing an alien from its territory to a certain place after refusal of admission or termination of permission to remain (*Glossary on Migration*, p 18, IOM)
  - 2.1 **Official Deportations:** Government organized returns which are carried out at the official Border Crossing Points between the hours of 8:00 AM to 6:00 PM (border schedule). Before official deportations, relevant returnees receive an official notification regarding the impending deportation. Furthermore, information regarding the time and point of deportation are communicated to the Haitian authorities (Haitian Embassy/consulate). Official deportations are mostly carried out by the DR Immigration (DGM).
  - 2.2 **Other Deportations:** Any forceful return which does not follow the aforementioned guidelines of Official Deportations.

<sup>4</sup> The difference in figures between the current and previous SitRep is due to the fact that the data reflects the date of entry into Haiti and not the date of the data entry into the database. The unusually low figures reported in this week's SitRep are due to two consecutive holidays (November 1<sup>st</sup> & November 2<sup>nd</sup>) falling during this week of reporting.

<sup>5</sup> The total weekly figures are comprised of all spontaneous returns and all deportations – including the officially deported individuals who did not agree to be registered but were still counted.

<sup>6</sup> The figures represented in this table correspond to the individuals who voluntarily accepted to be registered between the period from Thursday 3<sup>rd</sup> to Wednesday 9<sup>th</sup> of November 2016 and data entered into IOM's database.