



Most frequented Border Crossing Points (BCPs) by type of return © IOM 2016

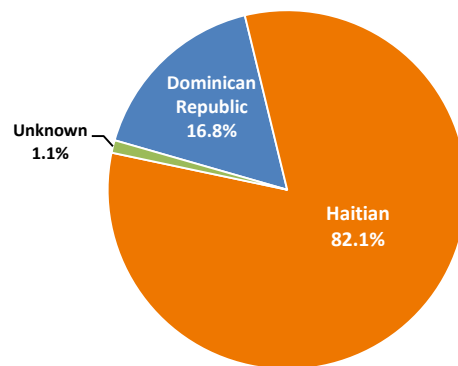
Overview

This document represents a summary snapshot of monitoring activities conducted by IOM and border monitoring partners at the border between Haiti and the Dominican Republic. The monitoring was put in place following the movements observed at the border before and after the 17th June 2015 expiration of the registration component of the National Plan for the Regularization of Foreigners (PNRE¹ in Spanish), established in the Dominican Republic. Monitoring of border movements began as of the first week of June 2015. Up until the 16th of June, figures are based on partial observations of border crossing points. The network's current structure covers 100% of border crossing points as of July 2015.

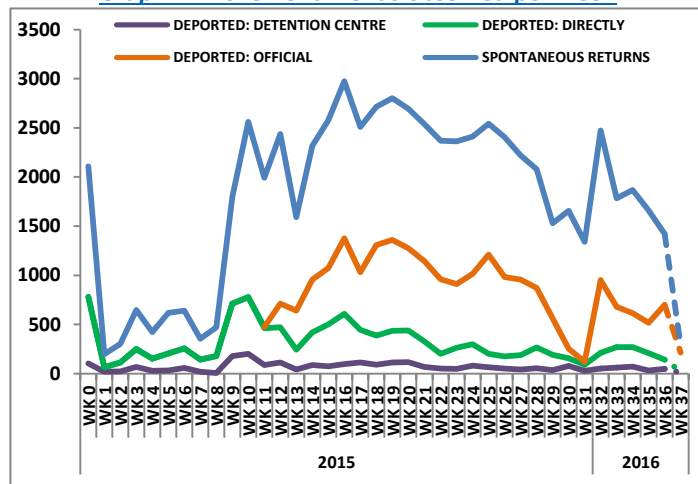
CUMULATIVE² HIGHLIGHTS³

- **37,806 households** representing **67,685 individuals** have crossed the border into Haitian territory
- **34.7%** were female while **65.3%** were male
- **1,011 presumed unaccompanied minors** were identified
- **2,891 households** declared having been registered in the **PNRE** corresponding to **6,409 individuals**
- **41,172 individuals** declared having returned spontaneously to Haiti
- **11,529 individuals** claim to have been deported
- **14,984⁴ individuals** were **officially deported** at the three official border crossing points of **Ouanaminthe, Malpasse, and Belladères** and have been voluntary registered.

Graph 1: Breakdown by Claimed Place of Birth



Graph 2: Movement Trends observed per week⁵



¹ Plan Nacional de Regularización de los Extranjeros

² Individuals are registered each time they enter Haiti. The figures reflected in this report include 404 individuals who have been registered twice.

³ All figures in this SitRep reflect information gathered on a voluntary basis from returnees, and therefore may not be representative of the totality of returns.

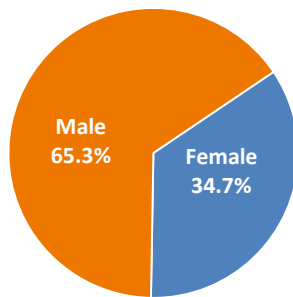
⁴ The figures of official deportations are as of 15th August 2015.

⁵ The figures used in the graph are based on data entry already completed and do not reflect the total figures observed (average time for completion is 2 weeks). However, there has been a significant decrease in figures related to official deportations, as returnees are more and more refusing to register with the network.

Sex Breakdown

Of the 62,420 individuals monitored by the border monitoring network, **34.7%** were **female** and **65.3%** were **male**.

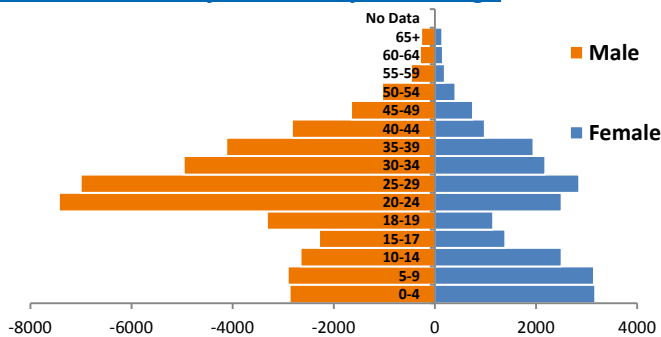
Graph 3: Breakdown of returnee population by sex



Age Breakdown

The majority of the returnee population reported being between the ages of **18-49 years old**, with individuals from this age group representing **64.6%** of the overall returning population. A reported **31.0%** are aged **0-17 years old** and **4.4%** falls into the category 50 years and above.

Graph 4: Breakdown of returnees by sex and age

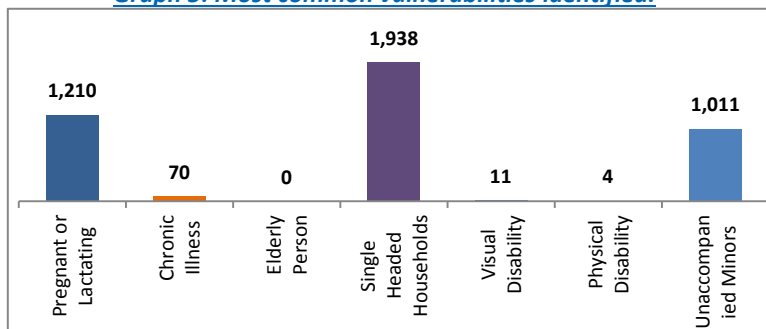


Types of vulnerabilities

Among the persons crossing the border, the network encountered **1,011 cases of presumed unaccompanied minors (UAMs)**. After referral to the relevant government authorities (IBESR) and their partners (UNICEF), **502** of the potential caseload referred were identified as UAMs and the appropriate actions were taken to assist them:

- **331** were reunited with their parents
- **145** were reunited with other relatives
- **18** are still awaiting family reunification. (please refer to the UNICEF Flash Update on Bi-National situation - 15 December 2015)

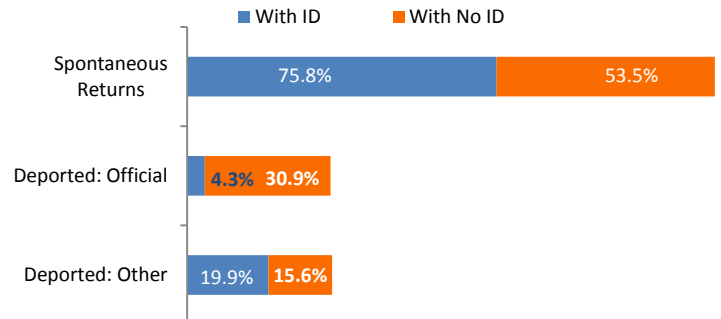
Graph 5: Most common vulnerabilities identified.



Documentation

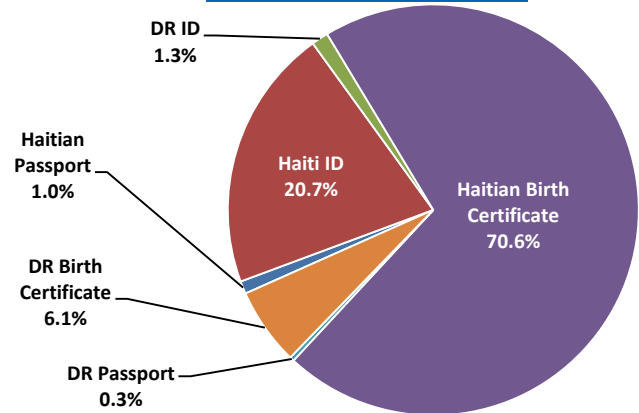
30.3% (20,496 individuals) of the returnees interviewed reported having Haitian Documentation, while **2.5% (1,722 individuals)** reported having Dominican documentation. A reported **67.2% (45,467 individuals)** did not possess any type of documentation.

Graph 6: Returnee documentation status



The most common ID document presented by the returnee continues to be the **Haitian Birth Certificate**, corresponding to **70.6%** of the individuals with documentation. The second most common document is the **Haitian ID (CIN or NIF)** which represents **20.7%**.

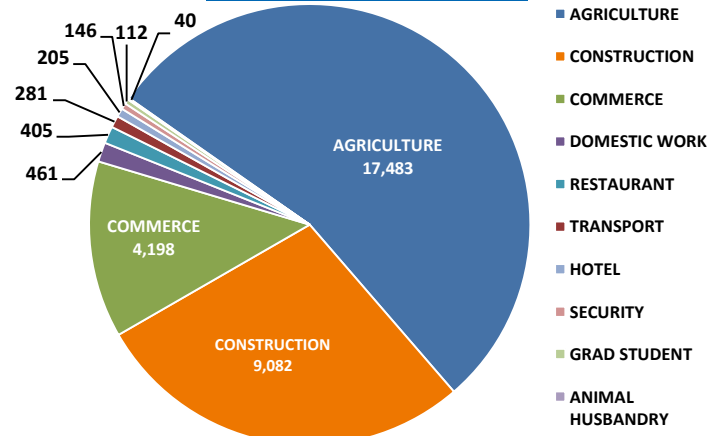
Graph 7: Types of documents



Occupation

The most common occupation within the DR held by returnees is **agriculture (17,483 households)**, followed by **construction (9,082 households)** and **commerce (4,198 households)**. Other declared occupations fall within transportation, hotel, maintenance, security, students, among others.

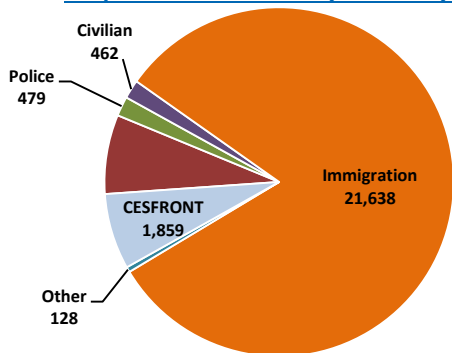
Graph 8: Types of occupation



Entry on Haitian Territory

Of all 67,685 individuals interviewed, **41,172 individuals** declared having returned spontaneously to Haiti. While **11,529 individuals claimed** to have been **deported** into Haitian territory by various DR authorities (Immigration, CESFRONT, Military etc.), **14,984 individuals** have been **officially deported** by DR Immigration (DGM).

Graph 9: Total returns by Authority

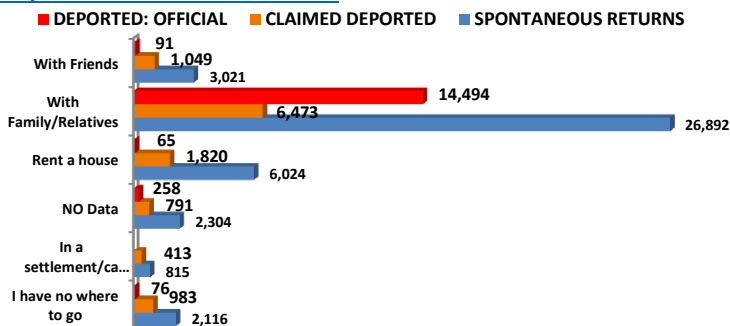


Destination and Intentions

When questioned regarding their intended destination, the following three communes have been most commonly indicated by returnees:

- **Cornillons/Grand Bois** as indicated by **3,911 households**
- **Anse-à-Pitres** as indicated by **2,526 households**
- **Fonds-Verettes** as indicated by **2,113 households**

Graph 10: Intended Destination



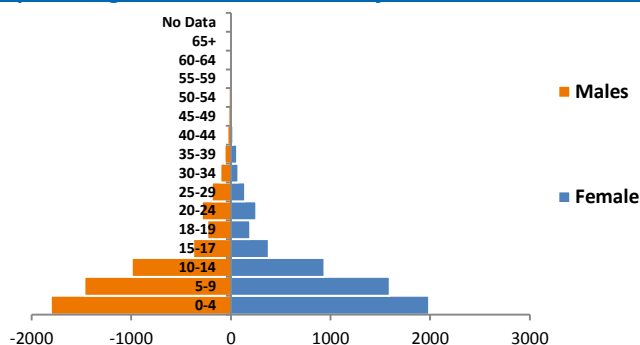
Irrespective of the type of returns, the trends observed during previous SitReps remain the same. The returnees have, most commonly, provided the following answers

- Intention to stay with relatives (70.7%).
- Intention to rent a house (11.7%)
- Intention to stay with Friends (6.1%)
- Having nowhere to go (4.7%)
- Intention to go to into a settlement/camp (1.8%)

Individuals born in the Dominican Republic

Of all returnees, 5,273 households (corresponding to 21,011 individuals) have at least one member who was born in the DR. More specifically, this corresponds to a total of **11,343 individuals** born in the DR, **6,836** of which were born before January 26th 2010. Subsequently, **1,138 individuals** were verified by UNHCR as being born in the DR before January 26th 2010 and as such will fall within UNHCR's mandate. (please refer to the UNHCR Statistical Update - dated February 1st 2016)

Graph 11: Age and sex breakdown of individuals born in the DR

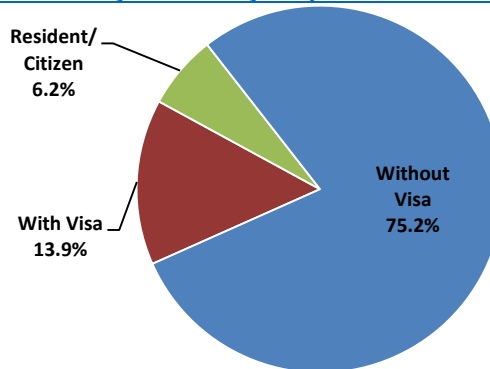


Family remaining in the Dominican Republic

When asked about remaining family members in the DR, **42,367 individuals** (7,289 claimed deportees, 26,328 spontaneous returnees and 8,750 officially deported individuals) have indicated still having family members remaining in the DR.

Further questioning regarding the status of these remaining families has revealed that **75.2%** are **Haitians without visa**, **13.9%** are **Haitians with visa** and **6.2%** are **Dominican citizens** or have a **Resident status**.

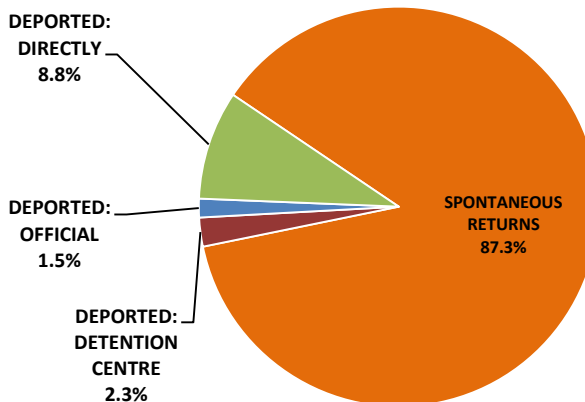
Graph 12: Status of returnee's family members remaining in the DR



Registration in the PNRE

Of the 37,806 households interviewed by the network, **2,891 households** (representing - 7.6% of the returnee population) declared having been registered in the **Dominican PNRE**. Of these 2,891 households, **87.3% returned spontaneously to Haiti**, **11.1% claimed** to have been **deported** and **1.5%** have been **officially deported** into Haitian territory.

Graph 13: Registration in the PNRE by return status



OFFICIAL DEPORTATIONS: PROFILING

A total of **14,984 persons** have been officially deported at the official border crossing points of **Ouanaminthe, Malpasse and Belladères** and have been voluntarily registered. Most of these deportations were conducted by **DR immigration authorities (DGM)**. The majority of returnees are individuals and not households/families. Indeed, a total of **14,746 households** corresponding to **14,984 individuals** have been officially deported.

Table 1: Official Deportations per official BCPs

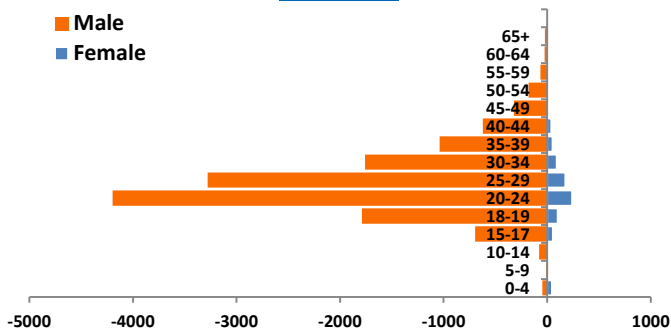
Official BCPs	Households Deported	Individuals Deported
Belladères	3,209	3,237
Malpasse	4,766	4,793
Ouanaminthe	6,771	6,954

Breakdown by gender and Age

Of all the 14,984 individuals officially deported, **94.3%** were **male** and **5.7%** were **female**.

The majority of the officially deported individuals have reported being between the ages of **18-49 years**, individuals from this age group representing **91.6%** of the deported population. A reported **6.3%** are aged between **0-17 years** old and a mere **2.1%** falls into the 50 year plus category. The **average age** of officially deported individuals is **26.49 years old**.

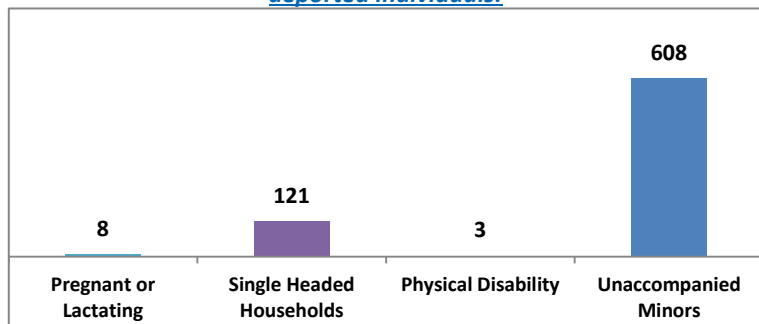
Graph 15: Age breakdown by sex and age of officially deported individuals



Vulnerabilities Assessed among Officially Deported

Among the people officially deported, **608** were **presumed unaccompanied minors (UAM)**. These presumed UAMs were referred to the relevant government authority (IBESR) and their partners for appropriated care and status determination.

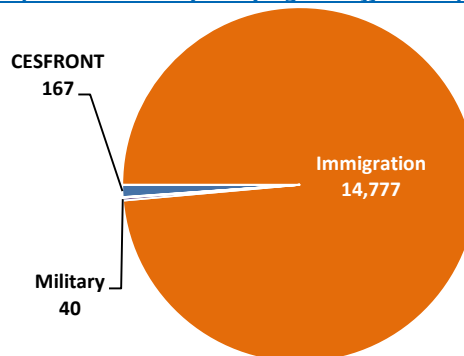
Graph 16: Most common vulnerabilities assessed among official deported individuals.



Deportation Procedures

Of all official deportations, **14,777** have reportedly been carried out by the **General Directory of Migration (DGM in Spanish)**, **167** by the **CESFRONT** and **40** by the military.

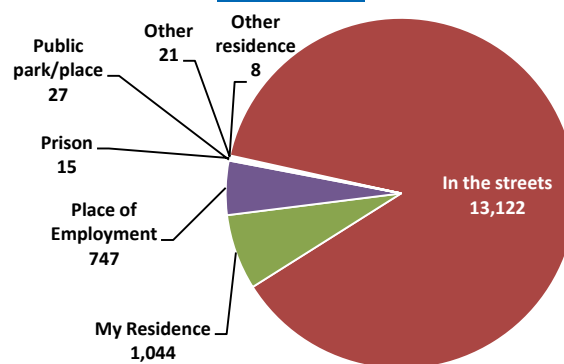
Graph 17: Authority carrying out official deportations



When questioned about the location from which they were deported, the respondents have indicated the following:

- **13,122 individuals** apprehended in the **street**
- **1,044** were apprehended in their **residence**
- **747** were apprehended in their **place of employment**.

Graph 18: Location where officially deported individuals were apprehended

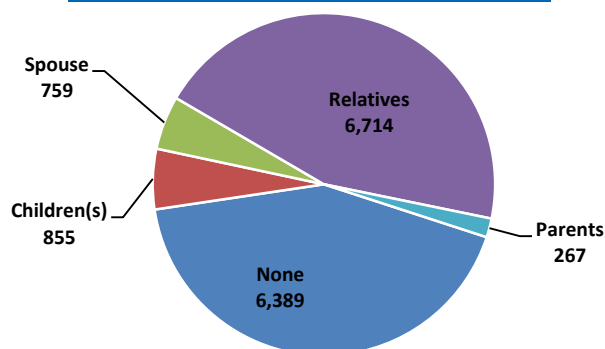


Family remaining in the Dominican Republic

A reported **8,595** of officially deported individuals have indicated still having **family members remaining in the DR**. They have indicated the following:

- **6,714** have **close relatives** remaining
- **855** have **children (daughter/son)** remaining in DR
- **759** have their spouse (**husband/wife**) still in DR

Graph 19: Returnees family status in the DR



WEEKLY REPORT: Border monitoring activities 3rd to 10th February 2016.

This section presents an overview of border monitoring activities and movement trends observed during the week of February 3rd to February 10th 2016.

WEEKLY HIGHLIGHTS

- **1,746⁶ individuals were observed** crossing the border into Haitian territory this week, which is a slightly **elevated average number** this week – the average number of individuals observed crossing into Haiti since July 2015 is **1,735.5 individuals**.
- **16 presumed unaccompanied minors (UAMs)** were identified during this week which constitutes a **low average number for UAMs** this week, the average number of presumed UAMs identified since July 2015 being **33.7**. These UAMs referred to the relevant authority for follow up; **13** of these presumed unaccompanied minors were **officially deported** into Haitian territory.
- **1,027 individuals** declared having returned spontaneously to Haiti representing a **low average** number of spontaneous returnees – the average of spontaneous returnees since July 2015 being **1,083.5 individuals**
- **177 individuals** claimed to have been deported into Haitian territory; this is considered a **low average** in the number of claimed deportations as the average of claimed deportees since July 2015 is **303.4 individuals**
- **Official deportations** continue to be carried out at the official border crossing points of Ouanaminthe, Malpasse and Belladères; a reported **998 individuals** were officially deported into Haitian territory this week of which **542 individuals** accepted to be registered voluntarily by the enumerators at the various official BCPs. This constitutes a **low average** for this week considering that there has been an average of **555.0 individuals** being officially deported into Haiti since August 2015.

OBSERVED MOVEMENT TRENDS

- Significant decrease of movement during this week (1,746 returnees) compared to the previous week (2,559 returnees);
- Overall deportations (Claimed Deportations 177; official deportations 542) are lower than spontaneous returns 1,027 individuals).
- Spontaneous returns continue to be mainly assessed in unofficial border crossing points.
- 134 Individuals interviewed at non official border crossing points have claimed being deported directly into Haitian territory, while 43 persons claimed to have spent time in a detention center before being forcefully returned to Haiti.

Table 1: Summary of monitored movements for this week⁷

Entry Status	Number of Returnees
Deported: Other	177
Deported: Official	542
Spontaneous Returns	1,027

Official Deportations

This week, a total of 542 individuals officially deported were registered at the three border crossing points of Ouanaminthe, Malpasse and Belladères. Most of these deportations were carried out by the DR Immigration authorities (DGM). The majority of returnees are individuals rather than households/families. Indeed a total of 526 households, corresponding to 542 individuals deported this week were registered by enumerators present at the border.

Table 2: Official Deportations per official BCPs this week

Official BCPs	Households Deported	Individuals Deported
Belladères	67	69
Malpasse	236	236
Ouanaminthe	223	237

Deportation: The act of a State in the exercise of its sovereignty in removing an alien from its territory to a certain place after refusal of admission or termination of permission to remain (*Glossary on Migration*, p 18, IOM)

Spontaneous (migration) return: An individual or groups who initiate and proceed with their migration plans without any outside assistance. (*Glossary on Migration*, p 62, IOM)

Official Deportations: Government organized returns which are carried out at the official Border Crossing Points (Ouanaminthe – Dajabon, Belladères- Elias Piña, Malpasse-Jimaní, Anse à Pitres-Pedernales) between the hours of 8:00 AM to 6:00 PM (border schedule). Before official deportations, relevant returnees receive an official notification regarding the impending deportation. Furthermore, information regarding the time and point of deportation are communicated to the Haitian authorities (Haitian Embassy/consulate). Official deportations are mostly carried out by the DR Immigration (DGM).

Other Deportations: Any forceful return which does not follow the aforementioned guidelines (also referred to as **claimed deportation**).

This report has been made possible through the funding support received from the Bureau of Population, Refugees and Migration (PRM) and the Office for the Coordination of Humanitarian Affairs (OCHA).

⁶ The difference between the previous SitRep and the current one is higher because the data is based on date of entry into Haiti and not date of data entry into the database.

⁷ The figures represented in this table correspond to the individuals who accepted voluntarily to be registered between the period from Wednesday 3rd February to Wednesday 10th February 2016.