



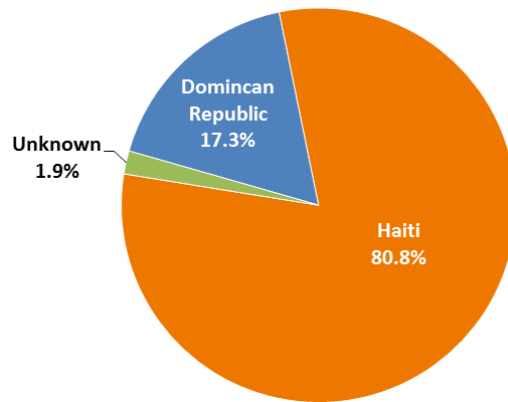
Movement Trends and type of returns by Border Crossing Points (BCPs) © IOM 2015

This document represents a summary snapshot of monitoring activities conducted by IOM and border monitoring partners at the border between Haiti and the Dominican Republic. The monitoring was put in place following the movements observed at the border before and after the 17<sup>th</sup> June 2015 expiration of the registration component of the National Plan for the Regularization of Foreigners (PNRE<sup>1</sup> in Spanish), established in the Dominican Republic. Monitoring of border movements began as of the first week of June 2015. Up until the 16<sup>th</sup> of June, figures are based on partial observations of border crossing points. The network's current structure covers 100% of border crossing points as of July 2015.

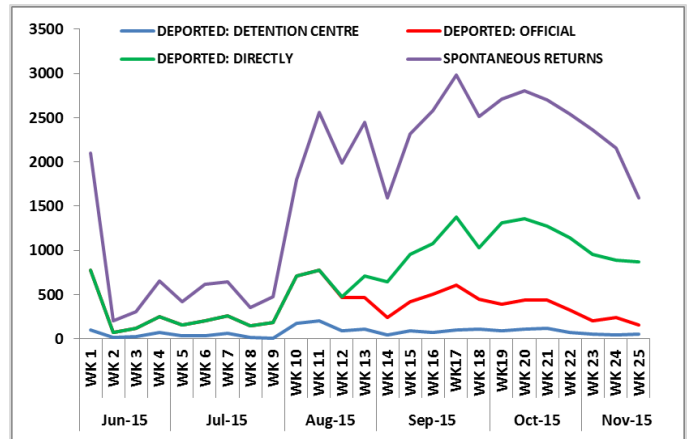
### CUMULATIVE HIGHLIGHTS<sup>2</sup>

- **23,475 households** representing **44,016 individuals** crossed the border into Haitian territory
- **35.9%** were female while **64.1%** were male
- **691 presumed unaccompanied minors** were identified
- **1,908 households** declared having been registered in the **PNRE** corresponding to **4,179 individuals**
- **25,689 individuals** declared having returned spontaneously to Haiti
- **8,987 individuals** claim to have been deported
- **9,340<sup>3</sup> individuals** were **officially deported** at the three official border crossing points of **Ouanaminthe, Malpasse, and Belladères** and have been voluntary registered.

Graph 1: Breakdown by Claimed Place of Birth



Graph 2: Movement Trends observed per week<sup>4</sup>



<sup>1</sup> Plan Nacional de Regularización de los Extranjeros

<sup>2</sup> All figures in this SitRep reflect information gathered on a voluntary basis from returnees, and therefore may not be representative of the totality of returns.

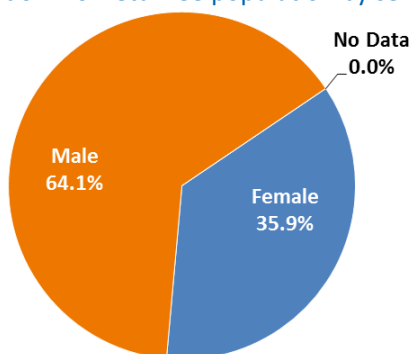
<sup>3</sup> The figures of official deportations are as of 15<sup>th</sup> August 2015

<sup>4</sup> The figures used in the graph are based on data entry already completed and do not reflect the total figures observed

### Sex Breakdown

Of the 44,016 individuals monitored by the border monitoring network, **35.9%** were **female** and **64.1%** were **male**.

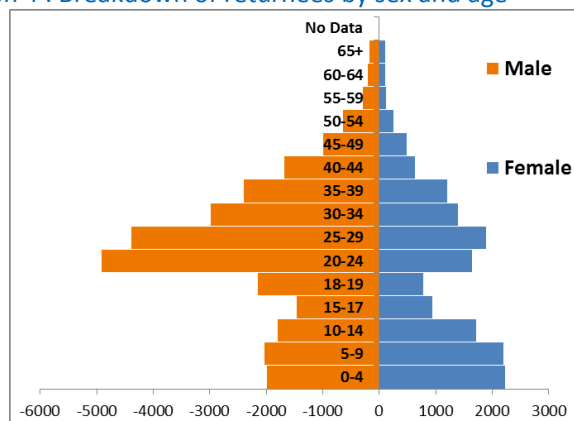
Graph 3: Breakdown of returnee population by sex



### Age Breakdown

The majority of the returnee population reported being between the ages of **18-59 years old**, with individuals from this age group representing **65.8%** of the overall returning population. A reported **32.8%** are aged **0-17 years old** and **1.4%** falls into the elderly category.

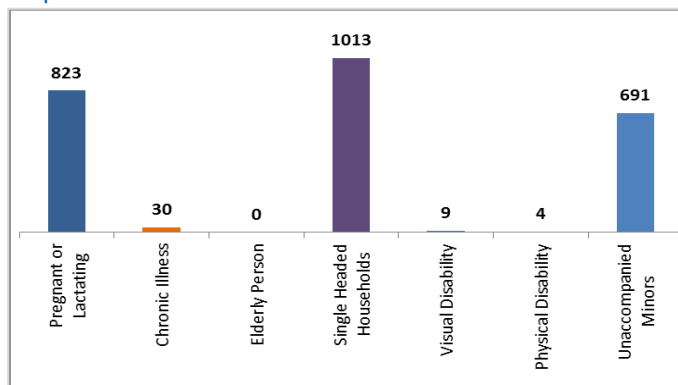
Graph 4 : Breakdown of returnees by sex and age



### Types of vulnerabilities.

Among the persons crossing the border, the network encountered **691 cases of presumed unaccompanied minors**. These cases were referred to the relevant government authorities (IBESR) and their partners for appropriate care and status determination.

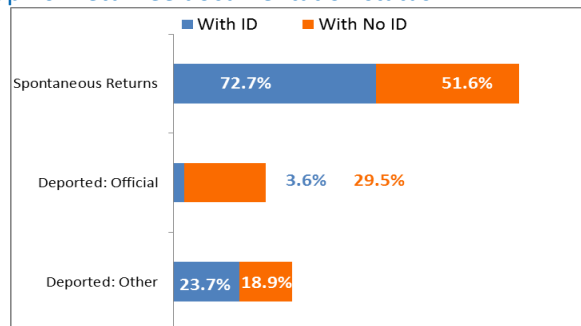
Graph 5: Most common vulnerabilities identified.



### Documentation

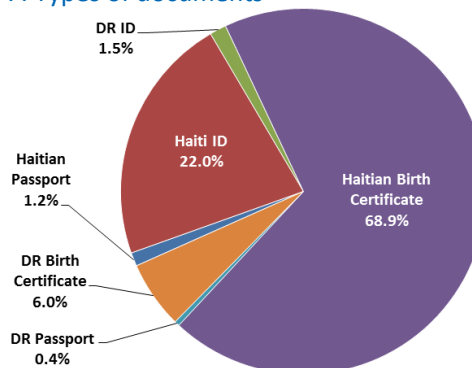
**29.6% (13,044 individuals)** of the returnees interviewed reported having Haitian Documentation, while **2.5% (1,115 individuals)** reported having Dominican documentation. A reported **67.8% (29,857 individuals)** did not possess any type of documentation.

Graph 6: Returnee documentation status



The most common ID document presented by the returnee continues to be the **Haitian Birth Certificate**, corresponding to **68.9%** of the individuals with documentation. The second most common document is **the Haitian ID (CIN or NIF)** which represents **22.0%**.

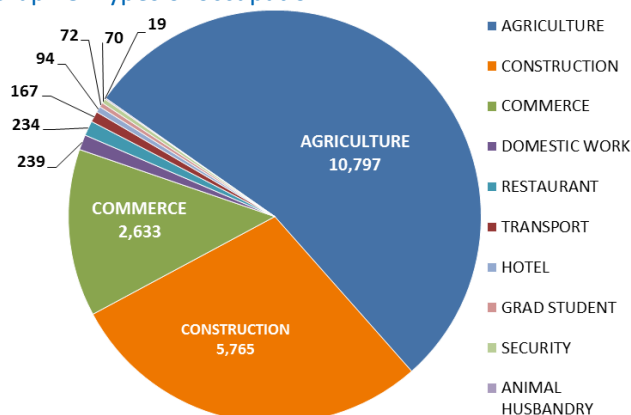
Graph 7: Types of documents



### Occupation

The most common occupation within the DR held by returnees is **agriculture (10,797 households)**, followed by **construction (5,765 households)** and commerce (**2,633 households**). Other declared occupations fall within transportation, hotel, maintenance, security, students, among others.

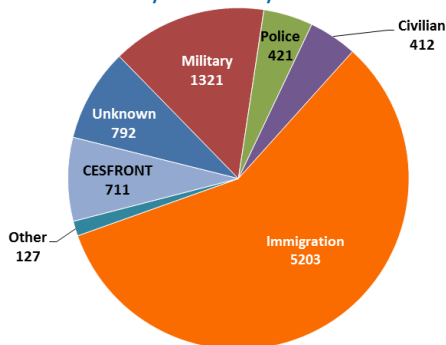
Graph 8: Types of occupation



### Entry on Haitian Territory

Of all 44,016 individuals interviewed, **25,689 individuals** declared having returned spontaneously to Haiti. While **8,987 individuals claimed** to have been **deported** into Haitian territory by various DR authorities (Immigration, CESFRONT, Military etc.), **9,340 individuals** have been **officially deported** by the DR Immigration (DGM).

Graph 9: Total returns by Authority

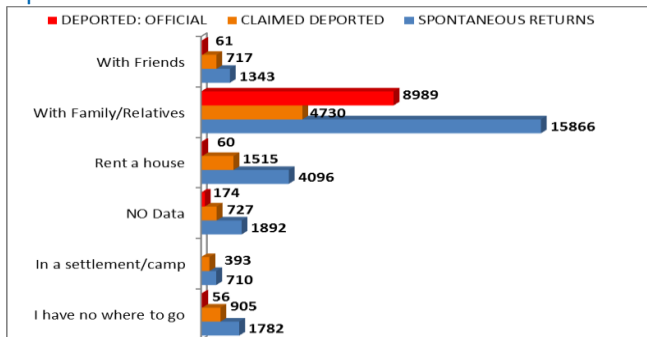


### Destination and Intentions

When questioned regarding their intended destination, the following three communes have been most commonly indicated by returnees:

- **Cornillons/Grand Bois** as indicated by **2,339 households**
- **Anse-à-Pitres** as indicated by **1,796 households**
- **Fonds-Verettes** as indicated by **1,255 households**

Graph 10: Intended Destination



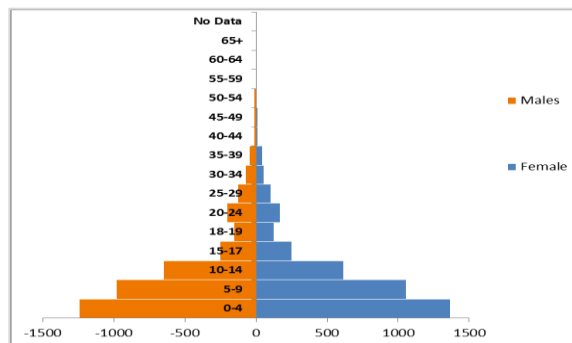
Irrespective of the type of returns, the trends observed during previous SitReps remain the same. The returnees have, most commonly, provided the following answers

- Intention to stay with relatives.
- Intention to rent a house
- Having nowhere to go
- Intention to stay with Friends
- Intention to go to In a settlement/camp

### Individuals born in the Dominican Republic

Of all returnees, 3,527 households (corresponding to 14,152 individuals) have at least one member who was born in the Dominican Republic. More specifically, this corresponds to a total of **7,634 individuals** born in the DR, **4,544** of which were born before January 26<sup>th</sup> 2010 and subsequently referred to UNHCR as a potential caseload/persons of interest who may fall under UNHCR mandate.

Graph 11: Age and sex breakdown of individuals born in the DR

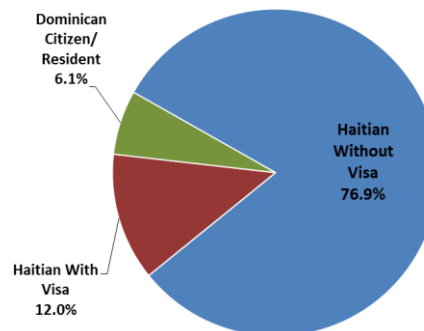


### Family remaining in the Dominican Republic

When asked about remaining family members in the DR, **27,732 individuals** (5,899 claimed deportees, 16,030 spontaneous returnees and 5,803 officially deported individuals) have indicated still having family members remaining in the DR.

Further questioning regarding the status of these remaining families has revealed that **76.0%** are **Haitians without visa**, **12.0%** are **Haitians with visa** and **6.1%** are **Dominican citizens** or have a **Resident status**.

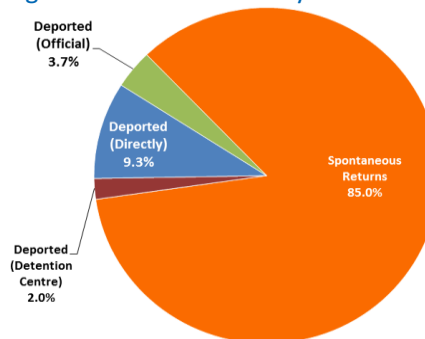
Graph 12: Status of returnee's family members remaining in the DR



### Registration in the PNRE

Of the 23,475 households interviewed by the network, **1,908 households** (representing – **8.1%** of the returnee population) declared having been registered in the **Dominican PNRE**. Of these 1,908 households, **85.0%** returned spontaneously to Haiti, **11.3%** claimed to have been **deported** and **3.7%** have been **officially deported** into Haitian territory.

Graph13: Registration in the PNRE by return status



### OFFICIAL DEPORTATIONS: PROFILING

A total of **9,340 persons** have been officially deported at the official border crossing points of **Ouanaminthe**, **Malpasse** and **Belladères** and have been voluntarily registered. Most of these deportations were conducted by **DR immigration authorities (DGM)**. The majority of returnees are individuals and not households/families. Indeed, a total of **9,231 households** corresponding to **9,340 individuals** have been officially deported.

Table 1: Official Deportations per official BCPs

Official BCPs	Households Deported	Individuals Deported
<b>Belladères</b>	1,835	1,842
<b>Malpasse</b>	3,077	3,101
<b>Ouanaminthe</b>	4,319	4,397

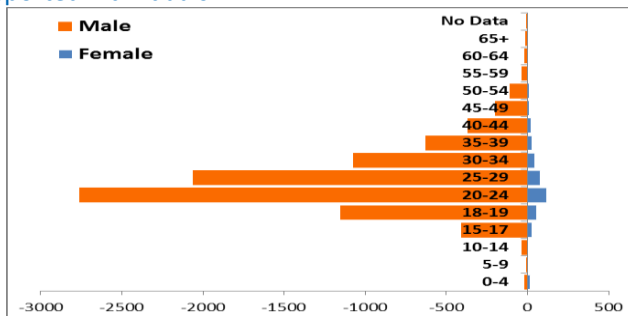
#### Breakdown by gender and Age

Of all the 9,340 individuals officially deported, **95.3%** were **male** and **4.7%** were **female**.

The majority of the officially deported individuals have reported being between the ages of **18-59 years**, individuals from this age group representing **94.0%** of the deported population. A reported **5.6%** are aged between **0-17 years** old and a mere **0.4%** falls into the elderly category.

The **average age** of officially deported individuals is **26.45 years old**.

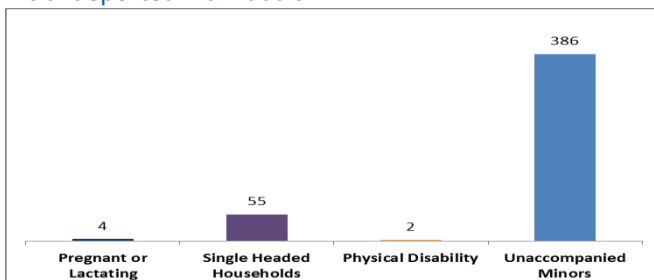
Graph 15: Age breakdown by sex and age of officially deported individuals



#### Vulnerabilities Assessed among Officially Deported

Among the people officially deported, **386** were **presumed unaccompanied minors (UAM)**. These presumed UAMs were referred to the relevant government authority (IBESR) and their partners for appropriated care and status determination.

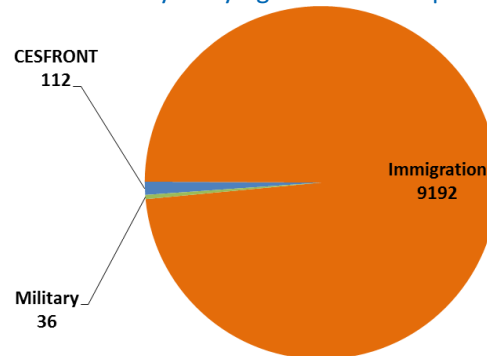
Graph 16: Most common vulnerabilities assessed among official deported individuals.



#### Deportation Procedures

Of all official deportations, **9,192** have reportedly been carried out by the **General Directory of Migration (DGM)** in Spanish), **112** by the **CESFRONT** and **36** by the military.

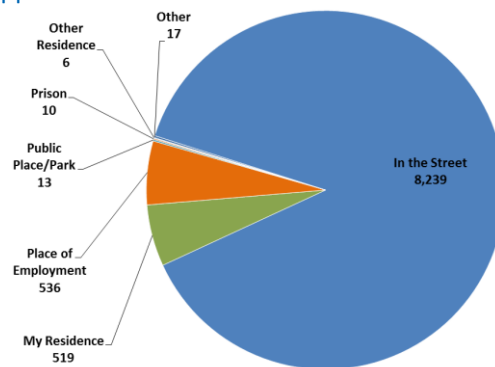
Graph 17: Authority carrying out official deportations



When questioned about the location from which they were deported, the respondents have indicated the following:

- **8,239 individuals** apprehended in **the street**
- **536** were apprehended in their **place of employment**
- **519** have been apprehended in their **residence**.

Graph 18: Location where officially deported individuals were apprehended

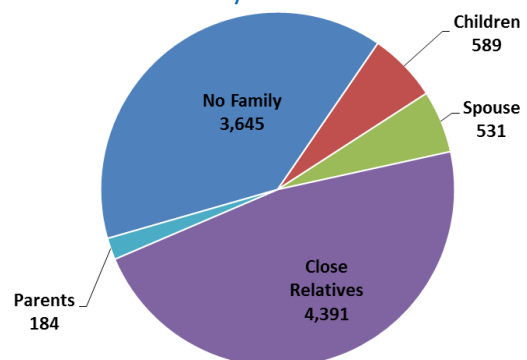


#### Family remaining in the Dominican Republic

A reported **5,695** of officially deported individuals have indicated still having **family members remaining in the DR**. They have indicated the following:

- **4,391** have **close relatives** remaining
- **589** have **children (daughter/son)** remaining in DR
- **531** have their spouse (**husband/wife**) still in DR

Graph 19: Returnees family status in the DR



## WEEKLY REPORT: Border monitoring activities from 13<sup>th</sup> to 20<sup>th</sup> November 2015

This section presents an overview of border monitoring activities and movement trends observed during the week of November 13<sup>th</sup> to 20<sup>th</sup> 2015.

### WEEKLY HIGHLIGHTS

- **2,724<sup>5</sup> individuals were observed** crossing the border into Haitian territory this week.
- **46 presumed unaccompanied minors** were identified during this week and referred to the relevant authority for follow up; **38** of these presumed unaccompanied minors were **officially deported** into Haitian territory.
- **1,350 individuals** declared having returned spontaneously to Haiti
- **314 individuals** claimed to have been deported into Haitian territory
- **Official deportations** continue to be carried out at the official border crossing points of Ouanaminthe, Malpasse and Belladères; a reported **1,423 individuals** were officially deported into Haitian territory this week of which **1,060 individuals** accepted to be registered voluntarily by the enumerators at the various borders.

### OBSERVED MOVEMENT TRENDS

- Slight increase of movement during this week compared to the previous week.
- Overall deportations (Claimed Deportations 314; official deportations 1,060) are slightly higher than spontaneous returns (1,350 individuals).
- Spontaneous returns continue to be assessed in unofficial border crossing points mainly.
- 219 Individuals interviewed at non official border crossing points have claimed being deported directly into Haitian territory, while 95 persons claimed to have spent time in a detention center before being forcefully returned to Haiti.

Table 2: Summary of monitored movements for this week<sup>6</sup>

Entry Status	Number of Returnees
Deported: Other	314
Deported: Official	1,060
Spontaneous Returns	1,350

### Official Deportations

This week a total of 1,060 individuals officially deported were registered at the three border crossing points of Ouanaminthe, Malpasse and Belladères. Most of these deportations were carried out by the DR Immigration authorities (DGM).

The majority of returnees are individuals rather than households/families. Indeed a total of 1,046 households, corresponding to 1,060 individuals were officially deported this week.

Table 1: Official Deportations per official BCPs this week

Official BCPs	Households Deported	Individuals Deported
Belladères	153	154
Malpasse	372	373
Ouanaminthe	521	533

**Deportation:** The act of a State in the exercise of its sovereignty in removing an alien from its territory to a certain place after refusal of admission or termination of permission to remain (*Glossary on Migration*, p 18, IOM)

**Spontaneous (migration) return:** An individual or groups who initiate and proceeds with their migration plans without any outside assistance. (*Glossary on Migration*, p 62, IOM)

**Official Deportations:** Government organized returns which are carried out at the official Border Crossing Points (Ouanaminthe – Dajabon, Belladères- Elias Piña, Malpasse-Jimaní, Anse à Pitres-Pedernales) between the hours of 8:00 AM to 6:00 PM (border schedule). Before official deportations, relevant returnees receive an official notification regarding the impending deportation. Furthermore, information regarding the time and point of deportation are communicated to the Haitian authorities (Haitian Embassy/consulate). Official deportations are mostly carried out by the DR Immigration (DGM).

**Other Deportations:** Any forceful return which does not follow the aforementioned guidelines (also referred to as *claimed deportation*)

This report has been made possible through the funding support received from the Bureau of Population, Refugees and Migration (PRM) and the Office for the Coordination of Humanitarian Affairs (OCHA).



<sup>5</sup> The difference between the previous SitRep and the current one is higher because the data is based on date of entry into Haiti and not date of data entry into the database.

<sup>6</sup> The figures represented in this table correspond to the individuals who accepted voluntarily to be registered between the period from Wednesday November 11<sup>th</sup> and Thursday November 19<sup>th</sup> 2015.