

Destination of Households relocated from the Anse à Pitres Settlements © IOM 2016

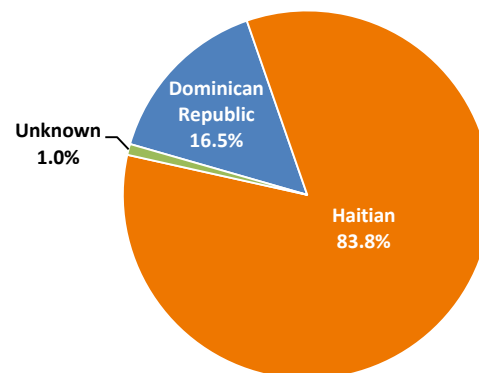
Overview

This document represents a summary snapshot of monitoring activities conducted by IOM and border monitoring partners at the border between Haiti and the Dominican Republic. The monitoring was put in place following the movements observed at the border before and after the 17th June 2015 expiration of the registration component of the National Plan for the Regularization of Foreigners (PNRE¹ in Spanish), established in the Dominican Republic. Monitoring of border movements began as of the first week of June 2015. Up until the 16th of June, figures are based on partial observations of border crossing points. The network was 100% operational as of July 2015.

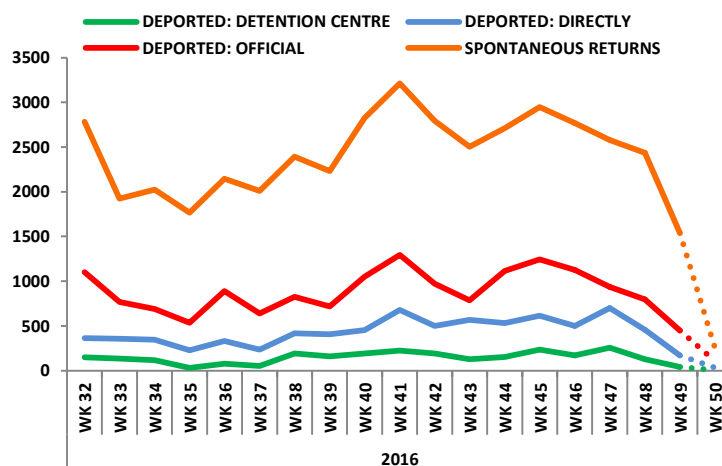
CUMULATIVE² HIGHLIGHTS³

- **58,078 households** representing **102,214 individuals** have crossed the border into Haitian territory
- **34.9%** were female while **65.1%** were male
- **1,448 presumed unaccompanied minors** were identified
- **4,218 households** declared having been registered in the **PNRE** corresponding to **8,706 individuals**
- **63,162 individuals** declared having returned spontaneously to Haiti
- **18,296 individuals** claim to have been deported
- **20,587⁴ individuals** were **officially deported** at the three official border crossing points of **Ouanaminthe, Malpasse, and Belladères** and have been voluntarily registered.
- On February 25th 2016, **IOM Dominican Republic** facilitated the **Assisted Voluntary Returns and Reintegration (AVRR)** of **169 individuals (73 households)**.

Graph 1: Breakdown by Claimed Place of Birth



Graph 2: Movement Trends observed per week⁵



¹ Plan Nacional de Regularización de los Extranjeros

² Individuals are registered each time they enter Haiti. The figures reflected in this report include 404 individuals who have been registered twice (as of October 2015).

³ All figures in this SitRep reflect information gathered on a voluntary basis from returnees, and therefore may not be representative of the totality of returns.

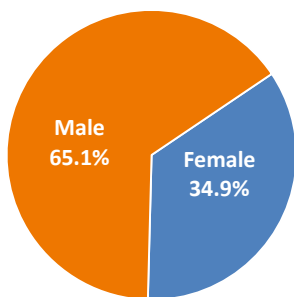
⁴ The figures of official deportations are as of 15th August 2015.

⁵ The figures used in the graph are based on data entry already completed and do not reflect the total figures observed (average time for completion is 2 weeks). This graph presents movements observed solely during the year 2016.

Sex Breakdown

Of the **102,214** individuals monitored by the border monitoring network, **34.9%** were **female** and **65.1%** were **male**.

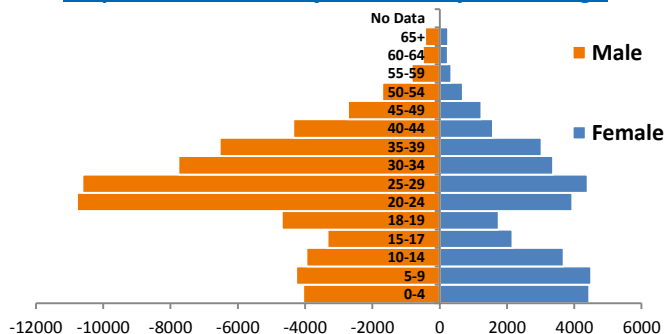
Graph 3: Breakdown of returnee population by sex



Age Breakdown

The majority of the returnee population reported being between the ages of **18-49 years old**, with individuals from this age group representing **65.3%** of the overall returning population. A reported **29.8%** are aged **0-17 years old** and **4.9%** falls into the category **50 years and above**.

Graph 4 : Breakdown of returnees by sex and age

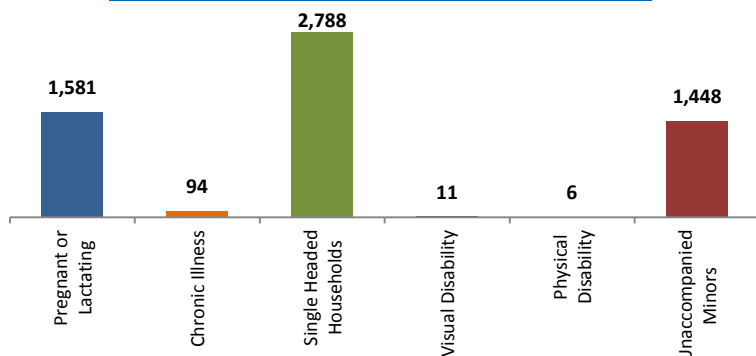


Types of vulnerabilities

Among the persons crossing the border, the network encountered **1,448 cases of presumed unaccompanied minors (UAMs)**. After referral to the relevant government authorities (IBERS) and their partners (UNICEF), **502** of the potential caseload referred were identified as UAMs and the appropriate actions were taken to assist them:

- **331** were reunited with their parents
- **145** were reunited with other relatives
- **18** are still awaiting family reunification. (please refer to the UNICEF Flash Update on Bi-National situation - 15 December 2015)

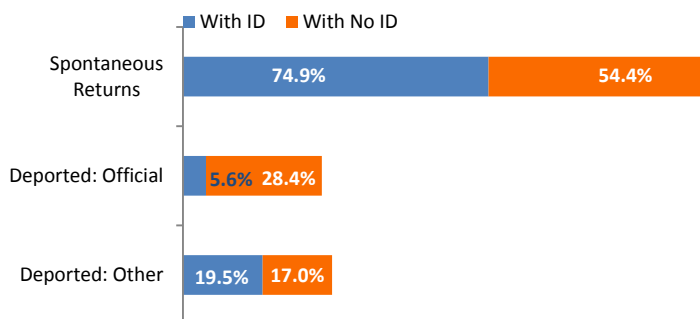
Graph 5: Most common vulnerabilities identified.



Documentation

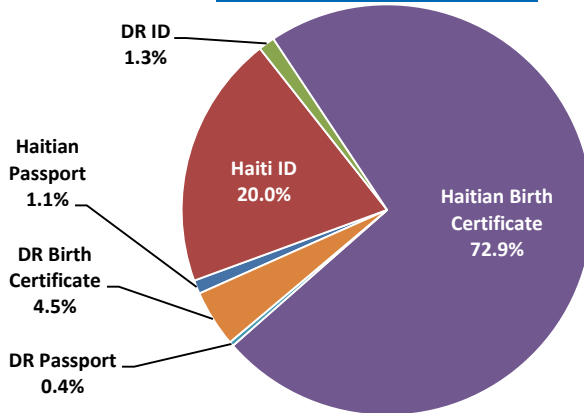
33.9% (**34,612 individuals**) of the returnees interviewed reported having Haitian Documentation, while **2.2%** (**2,250 individuals**) reported having Dominican documentation. A reported **63.9%** (**65,352 individuals**) did not possess any type of documentation.

Graph 6: Returnee documentation status



The most common ID document returnees claim to possess continues to be the **Haitian Birth Certificate**, corresponding to **72.9%** of the individuals with documentation. The second most common document is **the Haitian ID (CIN or NIF)** which represents **20.0%**.

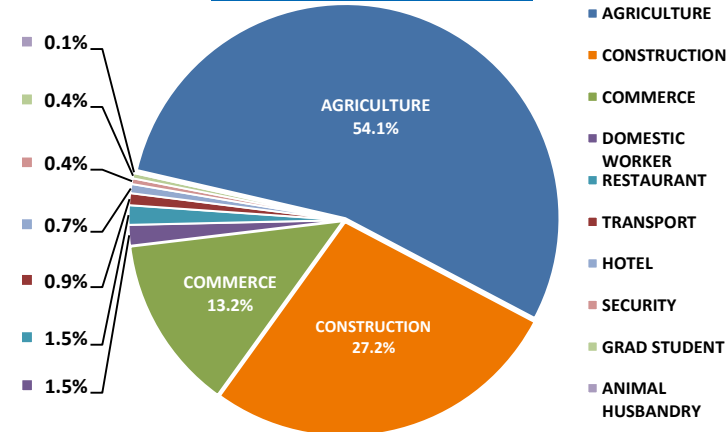
Graph 7: Types of documents



Occupation

The most common occupation within the DR held by returnees is **agriculture (27,278 households)**, followed by **construction (13,723 households)** and **commerce (6,632 households)**. Other declared occupations fall within transportation, hotel, maintenance, security, students, among others.

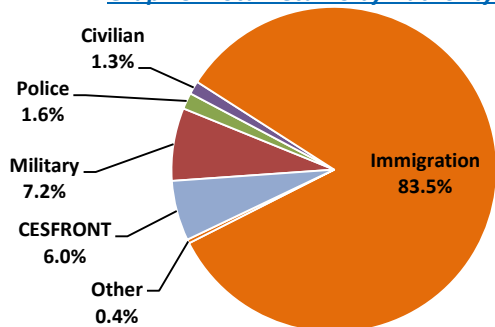
Graph 8: Types of occupation



Entry on Haitian Territory

Of all 102,214 individuals interviewed, **63,162 individuals** declared having returned spontaneously to Haiti. While **18,296 individuals claimed** to have been **deported** into Haitian territory by various DR authorities (Immigration, CESFRONT, Military etc.), **20,587 individuals** have been **officially deported** by DR Immigration (DGM). **169 individuals** were Assisted voluntary Returns (AVR) carried out by IOM (Dominican Republic)

Graph 9: Total returns by Authority

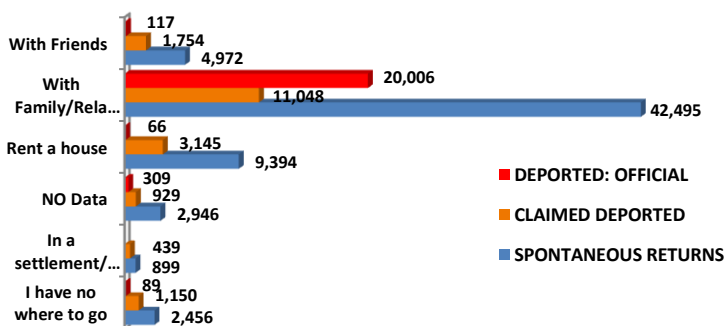


Destination and Intentions

When questioned regarding their intended destination, the following three communes have been most commonly indicated by returnees:

- **Cornillons/Grand Bois** as indicated by **5,941 households**
- **Anse-à-Pitres** as indicated by **4,078 households**
- **Fonds-Verettes** as indicated by **3,217 households**

Graph 10: Intended Destination



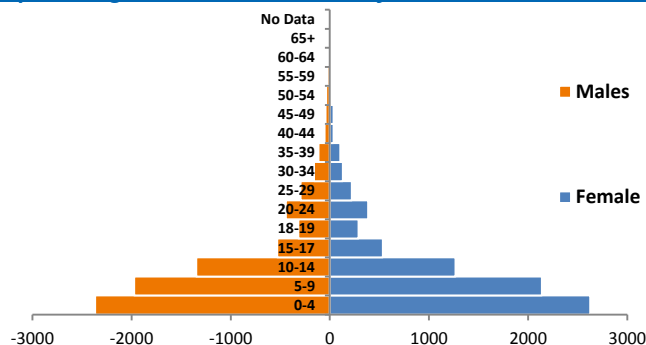
Irrespective of the type of returns, the trends observed during previous Sitrep's remain the same. The returnees have, most commonly, provided the following answers:

- Intention to stay with relatives (**70.1%**)
- Intention to rent a house (**13.1%**)
- Intention to stay with Friends (**7.1%**)
- Having nowhere to go (**4.0%**)
- Intention to go to into a settlement/camp (**1.5%**)

Individuals born in the Dominican Republic

Of all returnees, **7,254 households** (corresponding to 28,625 individuals) have at least one member who was born in the DR. More specifically, this corresponds to a total of **15,577 individuals** born in the DR, **9,334** of which were born before January 26th 2010. Subsequently, **1,582 individuals** were verified by UNHCR as being born in the DR before January 26th 2010 and as such will fall within UNHCR's mandate. (Please refer to the UNHCR Statistical Update - dated May 6th 2016).

Graph 11: Age and sex breakdown of individuals born in the DR

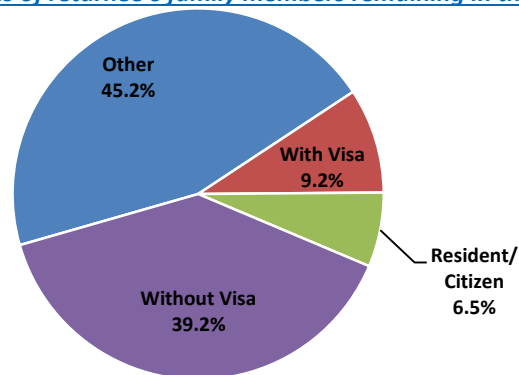


Family remaining in the Dominican Republic

When asked about remaining family members in the DR, **64,356 individuals** (10,987 claimed deportees, 41,198 spontaneous returnees, 12,065 officially deported individuals and 106 assisted voluntary returns) have indicated still having family members remaining in the DR.

Further questioning regarding the status of these remaining families has revealed that **75.4%** are **Haitians without visa**, **13.6%** are **Haitians with visa** and **6.4%** are **Dominican citizens** or have a **Resident status**.

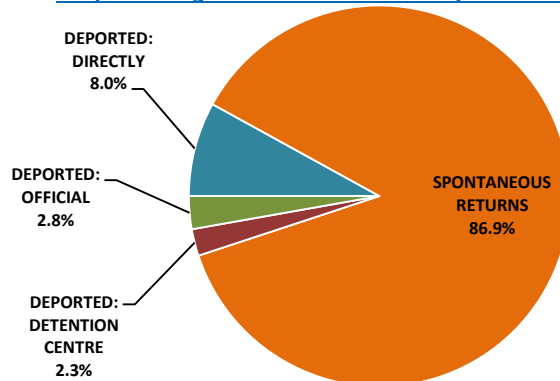
Graph 12: Status of returnee's family members remaining in the DR



Registration in the PNRE

Of the 58,078 households interviewed by the network, **4,218 households** (representing **7.3%** of the returnee population) declared having been registered in the **Dominican PNRE**. Of these 4,218 households, **86.9%** returned spontaneously to Haiti, **10.3%** claimed to have been **deported** and **2.8%** has been **officially deported** into Haitian territory.

Graph 13: Registration in the PNRE by return status



OFFICIAL DEPORTATIONS: PROFILING

A total of **20,587 persons (20,269 households)** have been officially deported at the official border crossing points of **Ouanaminthe, Malpasse** and **Belladères** and have been voluntarily registered. Most of these deportations were conducted by **DR immigration authorities (DGM)**. The majority of returnees are individuals and not households/families.

Table 1: Official Deportations per official BCPs

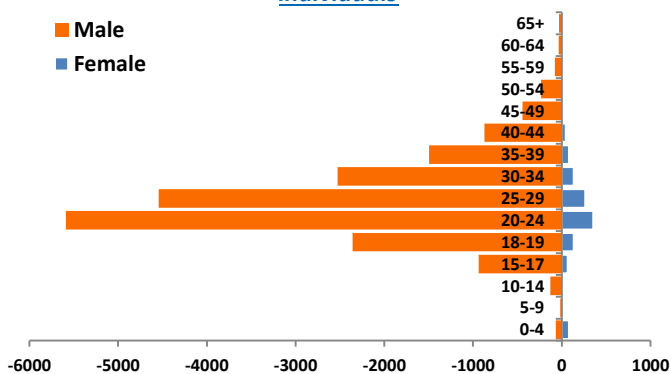
Official BCPs	Households Deported	Individuals Deported
Belladères	4,487	4,518
Malpasse	6,874	6,903
Ouanaminthe	8,908	9,166

Breakdown by gender and Age

Of all the 20,587 individuals officially deported, **94.0%** were **male** and **6.0%** were **female**.

The majority of the officially deported individuals have reported being between the ages of **18-49 years**, individuals from this age group representing **91.6%** of the deported population. A reported **6.4%** are aged between **0-17 years** old and a mere **1.8%** falls into the 50 year plus category. The **average age** of officially deported individuals is **26.58 years old**.

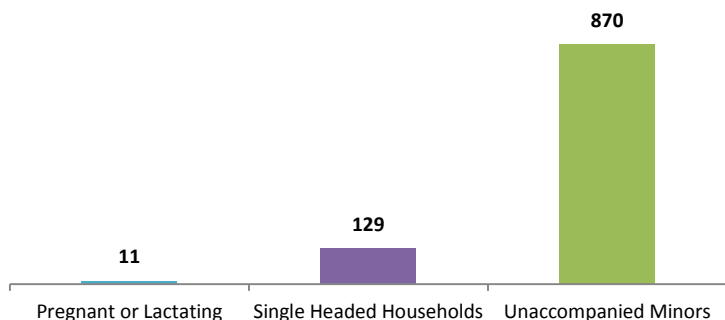
Graph 15: Age breakdown by sex and age of officially deported individuals



Vulnerabilities Assessed among Officially Deported

Among the people officially deported, **870** were **presumed unaccompanied minors (UAM)**. These presumed UAMs were referred to the relevant government authority (IBERS) and their partners for appropriated care and status determination.

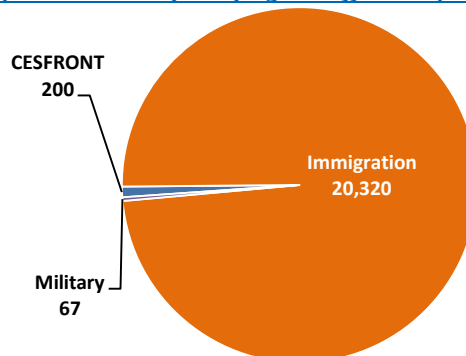
Graph 16: Most common vulnerabilities assessed among official deported individuals.



Deportation Procedures

Of all official deportations, **20,320** have reportedly been carried out by the **General Directory of Migration (DGM in Spanish)**, **200** by the **CESFRONT** and **67** by the military.

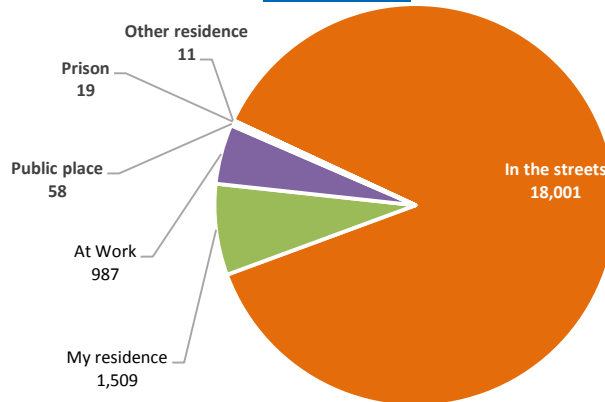
Graph 17: Authority carrying out official deportations



When questioned about the location from which they were deported, the respondents have indicated the following:

- **18,001 individuals** apprehended in the **street**
- **1,509** were apprehended in their **residence**
- **987** were apprehended in their **place of employment**.

Graph 18: Location where officially deported individuals were apprehended

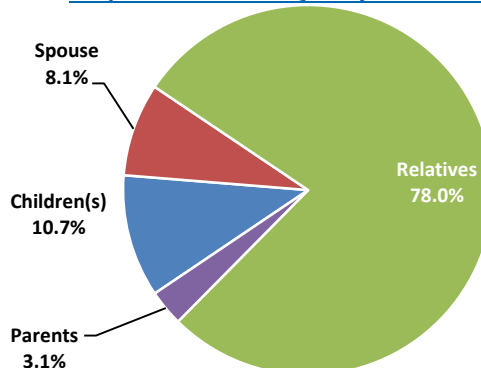


Family remaining in the Dominican Republic

A reported **11,840** of officially deported individuals have indicated still having **family members remaining in the DR**. They have indicated the following:

- **9,168** have **relatives** remaining
- **1,266** have **children (daughter/son)** remaining in DR
- **957** have their spouse (**husband/wife**) still in DR

Graph 19: Returnees family status in the DR



WEEKLY REPORT: Border monitoring activities from 5th to 11th May 2016.

This section presents an overview of border monitoring activities and movement trends observed during the week of May 4th to May 11th 2016.

WEEKLY HIGHLIGHTS

- **1,516⁶ individuals** were observed crossing the border into Haitian territory this week, which is **below average** number this week – the average number of individuals observed crossing into Haiti since July 2015 is **1,641 individuals**.
- **30 presumed unaccompanied minors (UAMs)** were identified during this week which constitutes an **above average** number for UAMs this week, the average number of presumed UAMs identified since July 2015 being **28**. These UAMs were referred to the relevant authority for follow up; **15** of these presumed unaccompanied minors were **officially deported** into Haitian territory.
- **1,138 individuals** declared having returned spontaneously to Haiti representing a **below average** number of spontaneous returnees – the average of spontaneous returnees since July 2015 being **1,237 individuals**.
- **192 individuals** claimed to have been deported into Haitian territory; this is considered an **above average** in the number of claimed deportations as the average of claimed deportees since July 2015 is **175 individuals**.
- **Official deportations** continue to be carried out at the official border crossing points of Ouanaminthe, Malpasse and Belladères; a reported **332 individuals** were officially deported into Haitian territory this week of which **186 individuals** accepted to be registered voluntarily by the enumerators at the various official BCPs. This constitutes a **below average** for this week considering that there has been an average of **515 individuals** being officially deported into Haiti since August 2015. Low figures of official deportations can be attributed to the upcoming general elections in the Dominican Republic to be held on May 15th 2016.

OBSERVED MOVEMENT TRENDS

- Movements this week (**1,516 returnees**) compared to the previous week (**1,689 returnees**) shows a decrease;
- Overall weekly deportations (Claimed Deportations **192**; official deportations **186** are lower than spontaneous returns of **1,138** individuals).
- Spontaneous returns continue to be mainly assessed in unofficial border crossing points.
- This week **148 Individuals** interviewed at unofficial border crossing points have claimed being deported directly into Haitian territory, while **44 persons** claimed to have spent time in a detention center before being forcefully returned to Haiti.

Table 1: Summary of monitored movements for this week⁷

Entry Status	Number of Returnees
Deported: Other	192
Deported: Official	186
Spontaneous Returns	1,138
Assisted Voluntary Return	0

Official Deportations

This week, a total of **186 individuals** officially deported were registered at the three border crossing points of Ouanaminthe, Malpasse and Belladères. Most of these deportations were carried out by the DR Immigration authorities (DGM). The majority of returnees are individuals rather than households/families. Indeed a total of **179 households**, corresponding to **186 individuals** were officially deported this week were registered by enumerators present at the border. It is important to note that for the past two weeks, official deportations have been carried out on Sundays in the Official BCP of Ouanaminthe. These occurrences have not been observed since the beginning of official deportations in August 2015.

Table 2: Official Deportations per official BCPs this week

Official BCPs	Households Deported	Individuals Deported
Belladères	47	47
Malpasse	11	11
Ouanaminthe	121	128

Deportation: The act of a State in the exercise of its sovereignty in removing an alien from its territory to a certain place after refusal of admission or termination of permission to remain (*Glossary on Migration*, p 18, IOM)

Spontaneous (migration) return: An individual or groups who initiate and proceeds with their migration plans without any outside assistance. (*Glossary on Migration*, p 62, IOM)

Official Deportations: Government organized returns which are carried out at the official Border Crossing Points between the hours of 8:00 AM to 6:00 PM (border schedule). Before official deportations, relevant returnees receive an official notification regarding the impending deportation. Furthermore, information regarding the time and point of deportation are communicated to the Haitian authorities (Haitian Embassy/consulate). Official deportations are mostly carried out by the DR Immigration (DGM).

Other Deportations: Any forceful return which does not follow the aforementioned guidelines.

This report has been made possible through the funding support received from the Bureau of Population, Refugees and Migration (PRM) and the Office for the Coordination of Humanitarian Affairs (OCHA).



⁶ The difference in figures between the current and previous SitRep is due the fact that the data reflects the date of entry into Haiti and not the date of the data entry into the database.

⁷ The figures represented in this table correspond to the individuals who voluntarily accepted to be registered between the period from Thursday 5th May and Wednesday 11th May 2016.